

Madera Embossed Woodgrain Doors

Reliable Steel Door Construction

The look of wood with the strength of steel

Madera doors are embossed with a plain sliced oak wood grain pattern and then factory finished with one of six standard colors or can be custom color matched which produces the look of real wood. A clear UV resistant top coat finish provides lasting protection for the stain system. Wood grain astragals and window kits are available to complete the package.



6-Panel Embossed Doors


Madera paneled doors are embossed with the true grain direction of genuine paneled stile and rail wood doors.

- Legion Series construction carries a fire rating up to three hours under Underwriters Laboratories or Warnock Heresy
- Panel doors are available in a polystyrene core only
- Doors are 1-3/4 inch thick with 18 gauge galvanized steel face sheets wood grain embossed .005 inch deep
- Edges of the door are available with the same standard bevels of a wood door with the precision machining and handing of a steel door
- Maximum door width: 3'0"
Maximum height: 7'0"
- Window preparations are available
- Hinge preparation may be 4-1/2 inch or 5 inch, handed in either standard weight (.134) or universal 4-1/2 inch hinge preparation
- Lock preparations are limited by the size of the rail only


Standard Color Options




CS-1 Golden



CS-2 Autumn



CS-3 Bourbon



CS-4 Salem



CS-5 Provincial



CS-6 Nutmeg

Printed colors are not exact, select final color from physical samples. Contact factory for color samples.

Custom Color Match

In-house custom color matching system can match virtually any color.



Flush Doors

Madera flush wood doors are available in a polystyrene or temperature rise core construction.

- Legion or Fuego series in singles or pairs as a handed door (non-handed design not available)
- Hinge preparation may be 4-1/2 inch or 5 inch, handed in either standard weight (.134) or universal 4-1/2 inch hinge preparation
- Lock preparations are limited by the size of the rail only
- Doors are 1-3/4 inch thick with 18 or 16 gauge galvanized steel face sheets wood grain embossed .005 inch deep
- Edges of the door are available with the visible seam edge only
- Maximum door width is 4'0"
Maximum Height is 9'0"
- Doors may be fire rated to 3 hours following typical fire rated door restrictions based on series, gauge, and size.
- Window preparations are available

Custom Color Matching

The Madera specialized in house custom color match process assures consistent color stain matching of virtually any color your project might require. Hundreds of stain formulations are possible using different combinations of stain finishes and base coats.

Mail your physical finish sample for matching to your Customer Service Professional at Ceco Door. You will receive the matched color and an approval form to sign and include with your Madera order. It's that simple!

 **Ceco Door**

ASSA ABLOY

ASSA ABLOY is the global leader in door opening solutions, dedicated to satisfying end-user needs for security, safety and convenience

Ceco Door
9159 Telecom Drive • Milan, TN 38358
Tel (888) 232-6366 • Fax (888) 232-6462
archhelp@cecodoor.com
www.cecodoor.com