

**KERFED SERIES
DRYWALL FRAMES
FOR 1-3/4" DOORS**

HINGE SPACING

OPENING HEIGHT	6'8"			7'0"			7'2"			7'10"			8'0"			9'0"		
DOOR THICKNESS	A	B	C	A	B	C	A	B	C	A	B	C	A	B	C	A	B	C
1-3/4" STANDARD	9"	(2) AT 31"	9"	9"	(2) AT 33"	9"	9"	(2) AT 34"	9"	9"	(3) AT 25.33"	9"	9"	(3) AT 26"	9"	9"	(3) AT 30"	9"

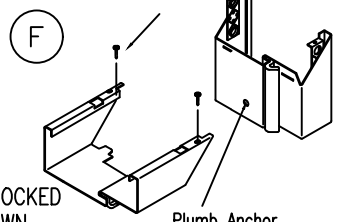
The maximum size for 18 gage material is 4'0"x7'0" (single) and 6'10"x7'0" (pair).
For larger sizes and/or heavy doors, use 16 or 14 gage steel.

NOTE #1:

STRIKE PLASTER GUARDS (SNAP-IN TYPE) ARE OPTIONAL.
 1" DEEP

- STEEL/WOOD STUD AND DRYWALL CONSTRUCTION METHODS, IN CONJUNCTION WITH FRAME ANCHORAGE, COULD RESULT IN INTERFERENCE BETWEEN THE STUD AND HARDWARE PREP. NOTCHING OF THE STUD COULD RESULT IN COMPROMISING THE STABILITY OF THE FRAME. CONSIDERATION SHOULD BE GIVEN TO SPECIFYING THE HARDWARE SUITABLY SIZED TO FIT THE CONFINES OF A STANDARD FRAME OR SPECIFYING ALTERNATE FRAME PROFILES TO ACCOMMODATE THE HARDWARE.
- IF NECESSARY TO REMOVE, PLASTER GUARDS ARE BEST REMOVED BEFORE FRAME INSTALLATION.

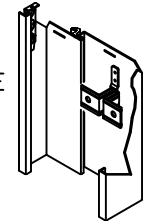
#8 SMS AT CORNERS OF LABELED FRAMES ARE REQUIRED (BY OTHERS)



F

H

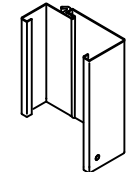
ADJUSTABLE PLUMB ANCHOR



ONE EACH JAMB
Adjust with screw driver

G

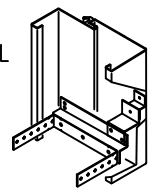
STANDARD SILL ANCHOR



DIMPLED HOLE FOR #10 FH FASTENER. FASTENER IS BY CONTRACTOR AND SHOULD BE LONG ENOUGH TO ENGAGE STUD.

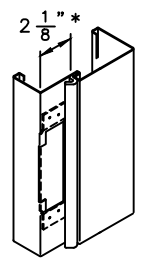
G1

OPTIONAL SILL STRAP ANCHOR



FASTENER IS BY CONTRACTOR AND SHOULD BE LONG ENOUGH TO ENGAGE STUD.

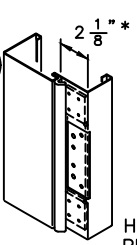
D



SEE NOTE #1

LOCK STRIKE PREPARATION

E



HINGE PREPARATION

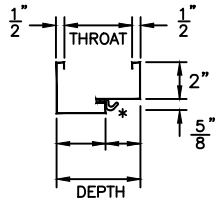
S UNIVERSAL (4-7/8") (shown)
ANSI A115.1 & 2 TEMPLATE
12 GAGE STEEL REINFORCING STANDARD

C CYLINDRICAL (2-3/4") (not shown)
ANSI A115.3 TEMPLATE
16 GAGE STEEL REINFORCING OPTIONAL

4-1/2" x .134" OR
4-1/2" x .180"
ANSI A156.7 TEMPLATE
7 GAGE STEEL REINFORCING

PROFILE

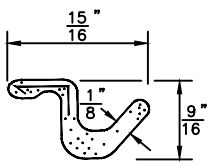
DRW



- 18 GA
- 16 GA
- 14 GA


Cold rolled steel is standard. Galvannealed and galvanized steel are optional.

GASKET

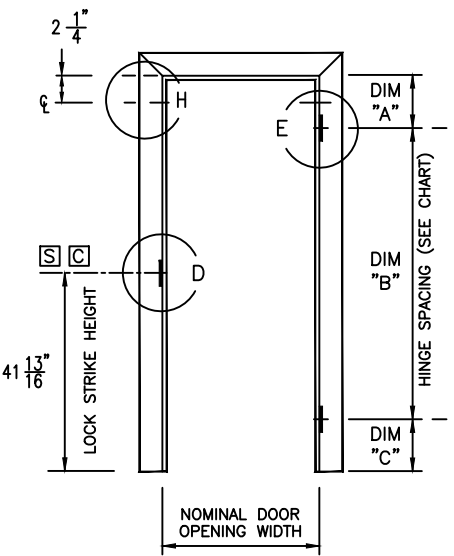


FOAM FILLED GASKET
COMPRESSION TYPE
FIRE RATED

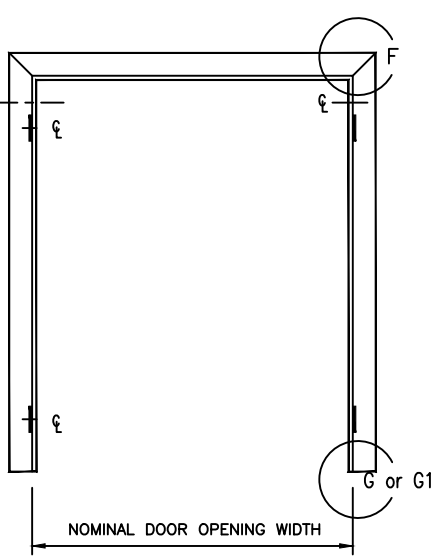
NOTE: Gasket ships loose when frame is prime painted. Do not install gasket until frame has been finish painted.



VERTICAL SECTION



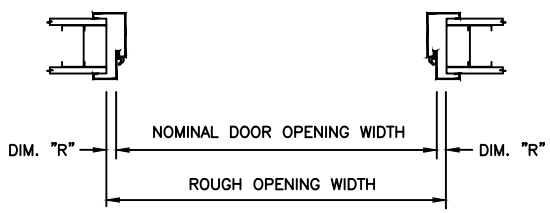
SINGLE SWING ELEVATION



DOUBLE SWING ELEVATION

DRW PROFILE 4-3/8" DEPTH & LESS ANCHOR SHALL BE PLACED IN RABBET.

DEPTH	DIM. "R"
3"-4-3/8"	1-3/8"
OVER 4-3/8"	1"



HORIZONTAL SECTION

LABELING AGENCIES
UL LLC
Warnock Hersey
Factory Mutual

TEST STANDARDS
NFPA 252, UL10B, UL10C
& UL1784

CecoDoor (Conversion: 1" = 25.4 mm, e.g., 1-3/4" = 44.45 mm)

ASSA ABLOY

DRAWN BY _____	DATE _____			
CHK'D BY _____	DATE _____			
SHT _____	CONTRACT NO. _____	ISSUE DATE _____	REVISIONS _____	BY _____

**SERIES DRW
GASKETED DRYWALL FRAME
SLIP-ON DRYWALL FRAMES FOR 1-3/4" THICK DOORS**

FOR HAND & SWING
SEE DOOR SCHEDULE

