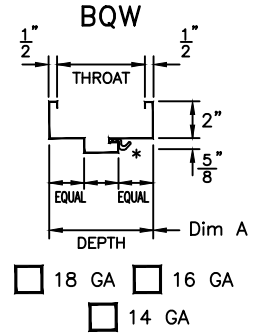


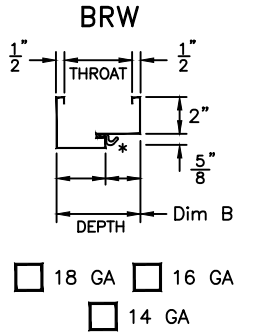
**KERFER SERIES
DOUBLE DRYWALL
FRAMES FOR
1-3/4" DOORS**

PROFILES

**DOUBLE
RABBET**

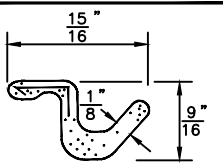


**SINGLE
RABBET**

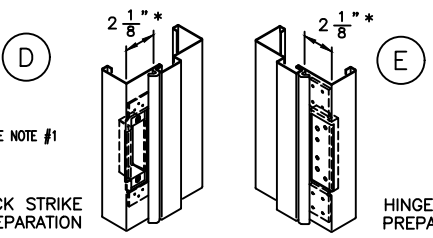


Cold Rolled steel is standard. Galvannealed or galvanized steel is optional.

GASKET



NOTE: Gasket ships loose when frame is prime painted. Do not install gasket until frame has been finish painted.

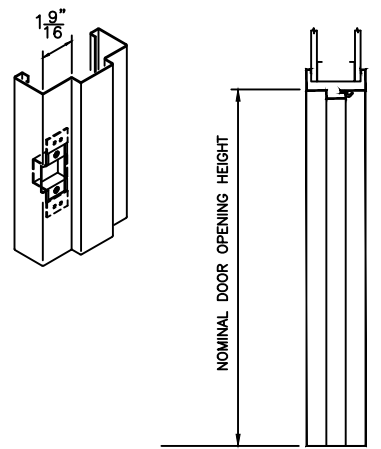


SEE NOTE #1

S UNIVERSAL (4-7/8")
ANSI A115.1 & 2 TEMPLATE
16 GAGE STEEL REINFORCING
WITH EXTRUDED SCREW HOLES
EQUAL TO 14 GAGE (STANDARD)

4-1/2" x .134" OR
4-1/2" x .180"
ANSI A156.7 TEMPLATE
7 GAGE STEEL
REINFORCING

C CYLINDRICAL (2-3/4")
ANSI A115.3 TEMPLATE
16 GAGE STEEL REINFORCING
WITH EXTRUDED SCREW HOLES
EQUAL TO 14 GAGE.
(STANDARD FOR 1-3/8" DOORS
OPTIONAL FOR 1-3/4" DOORS)



LABELING AGENCIES
UL LLC
Warnock Hersey

TEST STANDARDS
NFPA 252, UL10B, UL10C
& UL1784

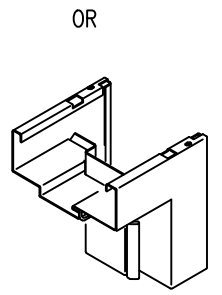
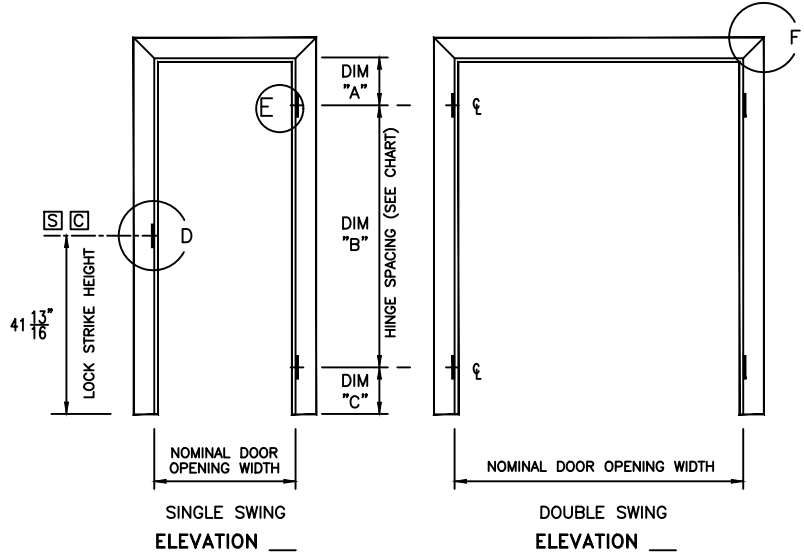
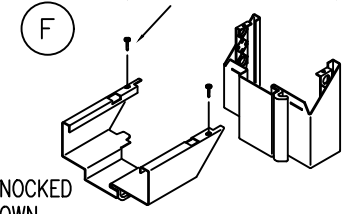
HINGE SPACING

OPENING HEIGHT	6'-8"			7'-0"			7'-2"			7'-10"			8'-0"			9'-0"		
DOOR THICKNESS	A	B	C	A	B	C	A	B	C	A	B	C	A	B	C	A	B	C
1-3/4" STANDARD	9"	(2) AT 31"	9"	9"	(2) AT 33"	9"	9"	(2) AT 34"	9"	9"	(3) AT 25.33"	9"	9"	(3) AT 26"	9"	9"	(3) AT 30"	9"

NOTE #1: STRIKE PLASTER GUARD IS AN INTEGRAL PART OF THE STRIKE REINFORCEMENT. STRIKE PLASTER GUARD IS 1-1/8" DEEP WITH A 2" FACE STRIKE JAMB.

STEEL/WOOD STUD AND DRYWALL CONSTRUCTION METHODS, IN CONJUNCTION WITH FRAME ANCHORAGE AND/OR ELECTRICAL JUNCTION BOX, COULD RESULT IN INTERFERENCE BETWEEN THE STUD AND HARDWARE PREP. NOTCHING OF THE STUD COULD RESULT IN COMPROMISING THE STABILITY OF THE FRAME. CONSIDERATION SHOULD BE GIVEN TO SPECIFYING HARDWARE SUITABLY SIZED TO FIT THE CONFINES OF A STANDARD FRAME OR SPECIFYING ALTERNATE FRAME PROFILES TO ACCOMMODATE THE HARDWARE.

#8 SMS AT CORNERS OF LABELED FRAMES ONLY (BY OTHERS) (OPTIONAL NON-FIRE RATED)



WELDED CORNERS TYPE _____

* Production welded corner types with "V" prefix do not utilize corner tabs.

Frames with welded corners have temporary spreaders tackwelded at sill.

CecoDoor (Conversion: 1" = 25.4 mm, e.g., 1-3/4" = 44.45 mm)

ASSA ABLOY

DRAWN BY _____	DATE _____			
CHK'D BY _____	DATE _____			
SHT _____ OF _____	CONTRACT NO. _____	ISSUE DATE _____	REVISIONS _____	BY _____

**SERIES BQW & BRW
GASKETED DRYWALL FRAMES
BEFORE DRYWALL FRAMES FOR 1-3/4" THICK DOORS**

FOR ANCHORAGE SEE DOOR SCHEDULE & ANCHOR SHEET	
FOR HAND & SWING SEE DOOR SCHEDULE	