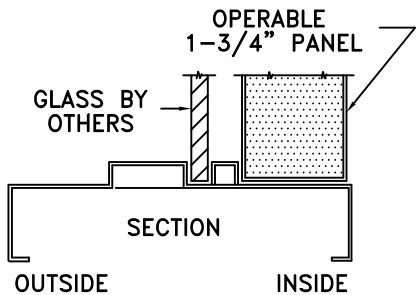
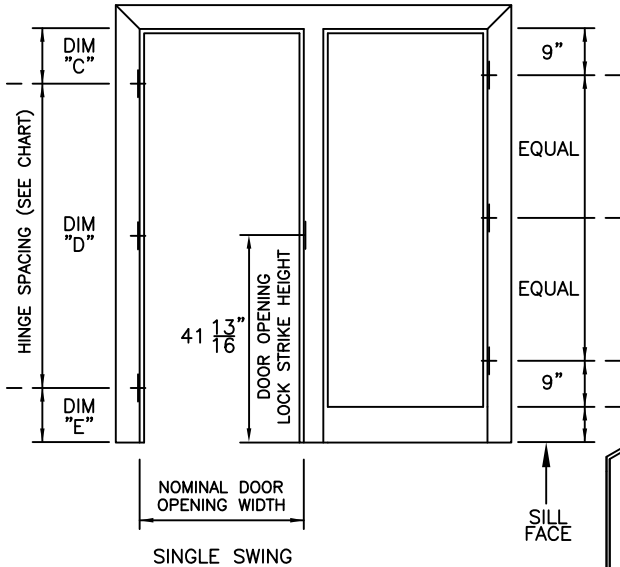
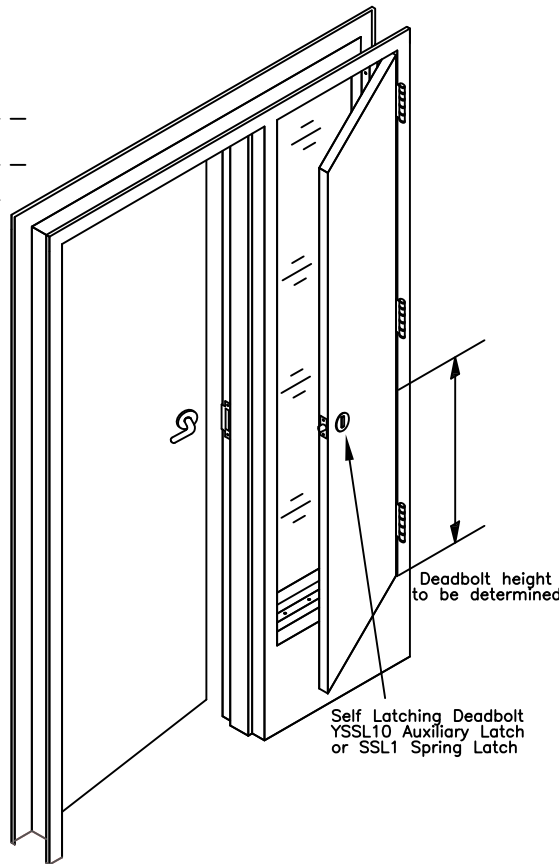


DOOR OPENING HINGE SPACING

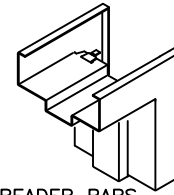
OPENING HEIGHT	6'-8"			7'-0"			7'-2"			7'-10"			8'-0"		
DOOR THICKNESS	C	D	E	C	D	E	C	D	E	C	D	E	C	D	E
1-3/4" STANDARD	9"	(2) AT 31"	9"	9"	(2) AT 33"	9"	9"	(2) AT 34"	9"	9"	(3) AT 25.33"	9"	9"	(3) AT 26"	9"



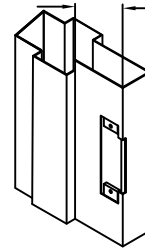
6-3/4" MINIMUM DEPTH
16 OR 14 GA. FRAMES
GLASS POCKETS AVAILABLE
FOR UP TO 1" THICK GLASS



FULLY WELDED FRAME ASSEMBLY



SPREADER BARS
TACK WELDED AT SILL
OF DOOR OPENING



2-3/4" T-STRIKE
IN OPERABLE PANEL
AND GLASS RABBET

ANSI A115.3 TEMPLATE
16 GAGE STEEL REINFORCING
WITH EXTRUDED SCREW HOLES
EQUAL TO 14 GAGE.

LABELING AGENCY
Warnock Hersey
3/4 hour rating
(1-1/2 hour with
Classified glazing)
and AHJ Approval

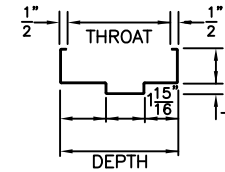
NFPA 252, UL10B, UL10C
& UL1784

MARK: _____
REQUIRED: _____
DOOR HAND/SWING: _____

SU PROFILE

STANDARD SERIES
(for 1-3/4" DOOR)

SU

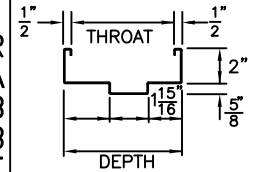


DOUBLE RABBIT

BU PROFILE

BEFORE DRYWALL SERIES
(for 1-3/4" DOOR)

BU



DOOR OPENING
LOCK STRIKE
PREPARATION

UNIVERSAL (4-7/8") (shown)
ANSI A115.1 & 2 TEMPLATE
16 GAGE STEEL REINFORCING
WITH EXTRUDED SCREW HOLES
EQUAL TO 14 GAGE (STANDARD)

FOR ANCHORAGE
SEE DOOR SCHEDULE &
ANCHOR SHEET
Available with Masonry
and stud wall anchors

FRAME FACE DIMENSIONS

HEAD: _____
JAMB: _____
MULLION: _____

BACKSET: 5/16"
7 GAGE STEEL

ANSI A156.7 TEMPLATE

(STANDARD FOR
1-3/4" DOORS)
4-1/2" x .134" OR
4-1/2" x .180"

OPERABLE
PANEL
AND GLASS
RABBET

7 GAGE STEEL

ANSI A156.7 TEMPLATE

(STANDARD FOR
1-3/4" DOORS)
4-1/2" x .134" OR
4-1/2" x .180"



DRAWN BY _____	DATE _____			
CHK'D BY _____	DATE _____			
SHT _____	CONTRACT NO. _____	ISSUE DATE _____	REVISIONS _____	BY _____

SECURITY SIDELITE FRAME ASSEMBLY

Cold roll steel is standard.
Galvannealed or galvanized is optional.

(Conversion: 1"=25.4 mm, EQ., 1-3/4"=44.45mm)

Furnished with one coat of neutral color primer paint. Primer paint has been tested in conformance with ANSI A250.10.

Experience a safer
and more open world