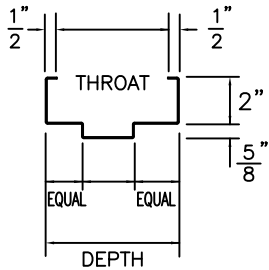


LEAD LINED FRAMES

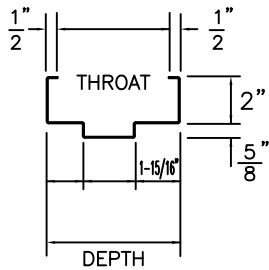
- LLQ (for 1-3/4" DOOR)
- LLU (for 1-3/4" DOOR)
- LLR (for 1-3/4" DOOR)

PROFILES

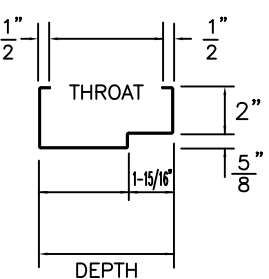
LLQ



LLU



LLR



Galvanized steel is standard.

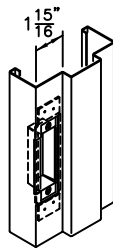
CecoDoor (Conversion: 1" = 25.4 mm, e.g., 1-3/4" = 44.45 mm)

ASSA ABLOY

DRAWN BY _____ DATE _____		_____	
CHK'D BY _____ DATE _____		_____	
SHT _____ OF _____	CONTRACT NO. _____	ISSUE DATE _____	REVISIONS _____ BY _____

Experience a safer and more open world

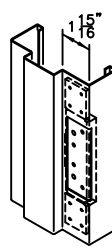
(D)



LOCK STRIKE PREPARATION

- UNIVERSAL (4-7/8") (shown)
ANSI A115.1 & 2 TEMPLATE
12 GAGE STEEL REINFORCING
(STANDARD FOR 1-3/4" DOORS)
- CYLINDRICAL (2-3/4") (not shown)
ANSI A115.3 TEMPLATE
16 GAGE STEEL REINFORCING
(OPTIONAL FOR 1-3/4" DOORS)

(E)



HINGE PREPARATION

BACKSET: 5/16"
 4-1/2" x .180" (ANSI A156.7 TEMPLATE)
 5" x .146" (ANSI A156.7 TEMPLATE)
 5" x .190" (ANSI A156.7 TEMPLATE)
 7 GAUGE STEEL REINFORCING IS STANDARD FOR 1-3/4" DOORS
 (NOTE: PIVOT & CONTINUOUS HINGES ARE AVAILABLE)

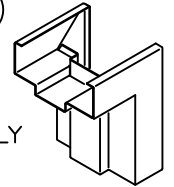
HINGE SPACING

OPENING HEIGHT	6'-8"			7'-0"			7'-2"			7'-10"			8'-0"			9'-0"			10'-0"					
	A	B	C	A	B	C	A	B	C	A	B	C	A	B	C	A	B	C	A	B	C			
1 3/4" STANDARD	9"	(2) AT 31"	9"	9"	(2) AT 33"	9"	9"	(2) AT 34"	9"	9"	(3) AT 25.33"	9"	9"	(3) AT 26"	9"	9"	(3) AT 30"	9"	9"	(3) AT 30"	9"	9"	(3) AT 34"	9"

NOTE:

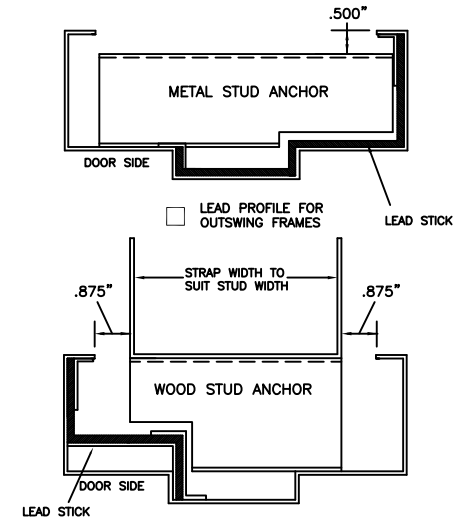
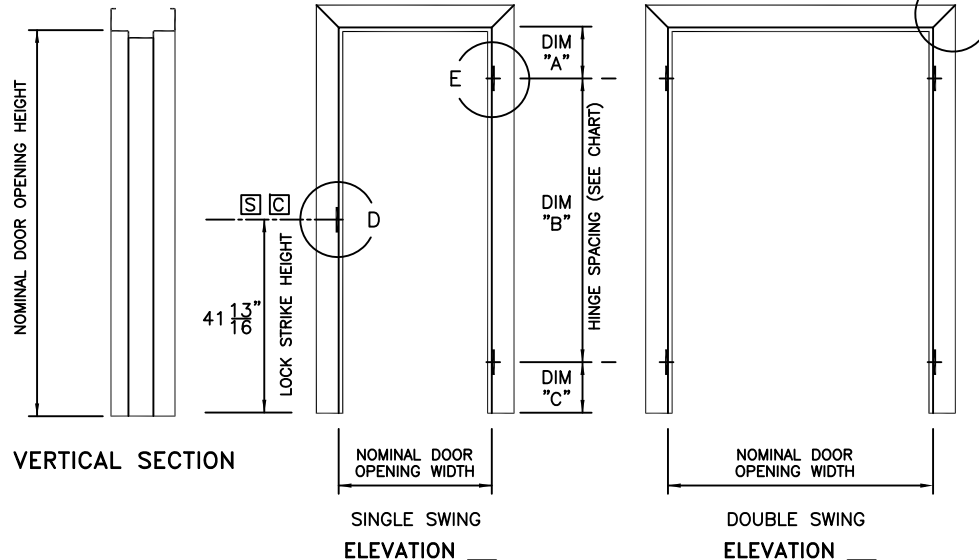
STEEL/WOOD STUD AND DRYWALL CONSTRUCTION METHODS, IN CONJUNCTION WITH FRAME ANCHORAGE, COULD RESULT IN INTERFERENCE BETWEEN THE STUD AND HARDWARE PREP. NOTCHING OF THE STUD COULD RESULT IN COMPROMISING THE STABILITY OF THE FRAME. NOTCHING OF THE STUDS IS NOT PERMITTED IN FIRE RATED CONDITIONS. CONSIDERATION SHOULD BE GIVEN TO SPECIFYING THE HARDWARE SUITABLY SIZED TO FIT THE CONFINES OF A STANDARD FRAME & LEAD SHEETING OR SPECIFYING ALTERNATE FRAME PROFILES TO ACCOMMODATE THE HARDWARE.

(F)



WELDED ONLY

- V-3 = FULL FACE & WEB WELD (DIE MITERED)
- V-5 = FULL FACE & WEB WELD (SAW MITERED)



FIRE DOORS

LABELING AGENCIES: UL LLC
 TEST: UL10C, UL10B, UL1784 & NFPA 252
 • RATING: 20 MIN, 3/4 HR, 1 HR, or 1-1/2 HR.
 • MAX. SIZE: 4'0" x 9'0" SINGLE
 8'0" x 9'0" PAIR
 • 16, 14 & 12 GA. FRAMES
 • 18 & 16 GA. DOORS
 • DESIGNS: F, FG, C, N, & V
 • LEAD LINED ASTRAGAL REQUIRED ON PAIRS
 • TEMPERATURE RISE N/A
 • LOUVERS NOT ALLOWED
 • LEAD THICKNESS 1/16" THRU 3/16" ALLOWED.
 Not all ratings are available in all sizes, designs & materials.

LEAD THICKNESS

- 1/32" 1/8"
- 1/16" 1/4"

LEAD LINED DOOR FRAMES

(FIRE DOOR FRAMES MUST COMPLY WITH PROCEDURES OF LABELING AGENCY)

FRAMES ARE PALLETIZED FOR SHIPMENT

Furnished with one coat of neutral color primer paint. Primer paint has been tested in conformance with ANSI A250.10.

FOR HAND & SWING
SEE DOOR SCHEDULE

ANCHORAGE
(MS OR WS W/FLOOR ANCHOR OR EO ANCHOR)

