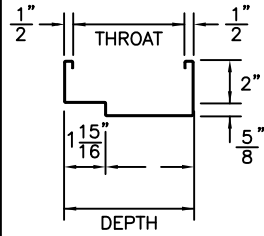


DRYWALL SERIES

DR (single rabbet)

PROFILE

DR



DEPTHS	DIM. "D"
3" - 4" PLUMB ANCHORS IN RABBET	1-7/16"
4-1/8" AND GREATER PLUMB ANCHOR LOCATED IN SOFFIT	1-1/16"

LABELING AGENCIES
UL LLC
Warnock Hersey

FIRE TESTS
NFPA 257, NFPA 252, UL9

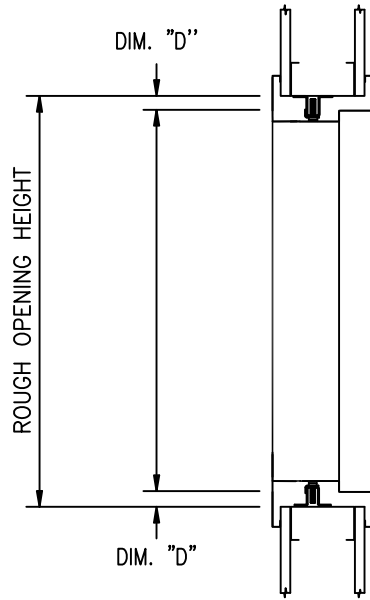
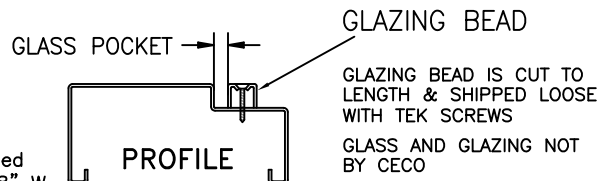
HOURLY RATINGS
20 min., 3/4 hour and
1 hour

CecoDoor (Conversion: 1" = 25.4 mm, e.g., 1-3/4" = 44.45 mm)

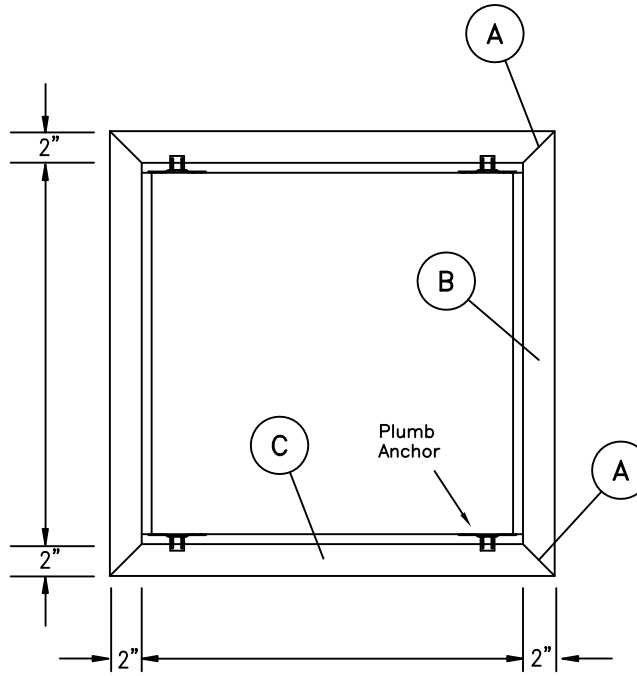
ASSA ABLOY

DRAWN BY _____	DATE _____			
CHK'D BY _____	DATE _____			
SHT _____	CONTRACT NO. _____	ISSUE DATE _____	REVISIONS _____	BY _____
OF _____				


Glazing Bead
18 gage galvanized steel 5/8" H x 5/8" W x Length



VERTICAL SECTION



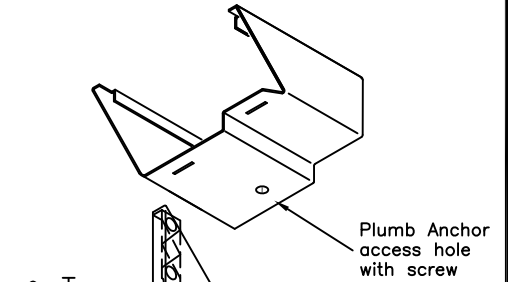
ELEVATION



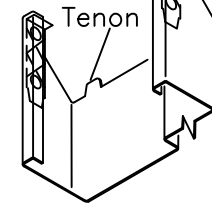
HORIZONTAL SECTION

16 GAGE ONLY
COLD ROLL STEEL STANDARD
GALVANNEALED OR GALVANIZED
IS OPTIONAL

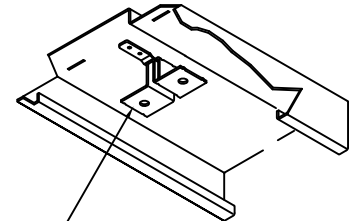
A CORNER CONDITION



B VERTICAL MEMBER



C HORIZONTAL MEMBER



Adjustable Plumb Anchor
2 per horizontal member
(under 5'-0" widths).
(1) Additional plumb anchor placed
in center of horizontal components
5'-0" wide and over.

SERIES DR BORROWED LITE
(KNOCK-DOWN SLIP-ON DRYWALL FRAMES)