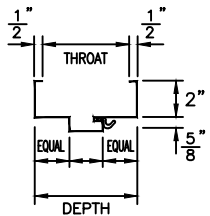


**KERFER SERIES
FRAMES FOR
1-3/4" DOORS**

PROFILES

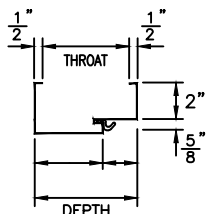
DOUBLE RABBIT

SQW

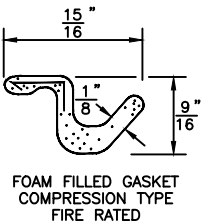


SINGLE RABBIT

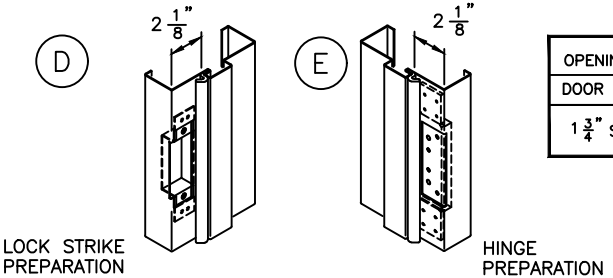
SRW



GASKET



NOTE: Gasket ships loose when frame is prime painted. Do not install gasket until frame has been finish painted.

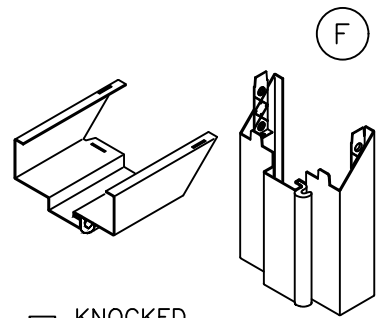


- [S] UNIVERSAL (4-7/8") (shown)**
ANSI A115.1 & 2 TEMPLATE
16 GAGE STEEL REINFORCING WITH EXTRUDED SCREW HOLES EQUAL TO 14 GAGE (STANDARD)
 - [C] CYLINDRICAL (2-3/4") (not shown)**
ANSI A115.3 TEMPLATE
16 GAGE STEEL REINFORCING WITH EXTRUDED SCREW HOLES EQUAL TO 14 GAGE.
- 4-1/2" x .134" OR
4-1/2" x .180"
ANSI A156.7 TEMPLATE
7 GAGE STEEL REINFORCING (STANDARD)

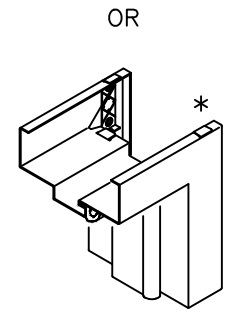
STANDARD HINGE SPACING

OPENING HEIGHT	6'8"			7'0"			7'2"			7'10"			8'0"			9'0"		
DOOR THICKNESS	A	B	C	A	B	C	A	B	C	A	B	C	A	B	C	A	B	C
1 3/4" STANDARD	9"	(2) AT 31"	9"	9"	(2) AT 33"	9"	9"	(2) AT 34"	9"	9"	(3) AT 25.33"	9"	9"	(3) AT 26"	9"	9"	(3) AT 30"	9"

LABELING AGENCIES
UL LLC
Warnock Hersey
Factory Mutual
TEST STANDARDS
NFPA 252, UL10B, UL10C & UL1784



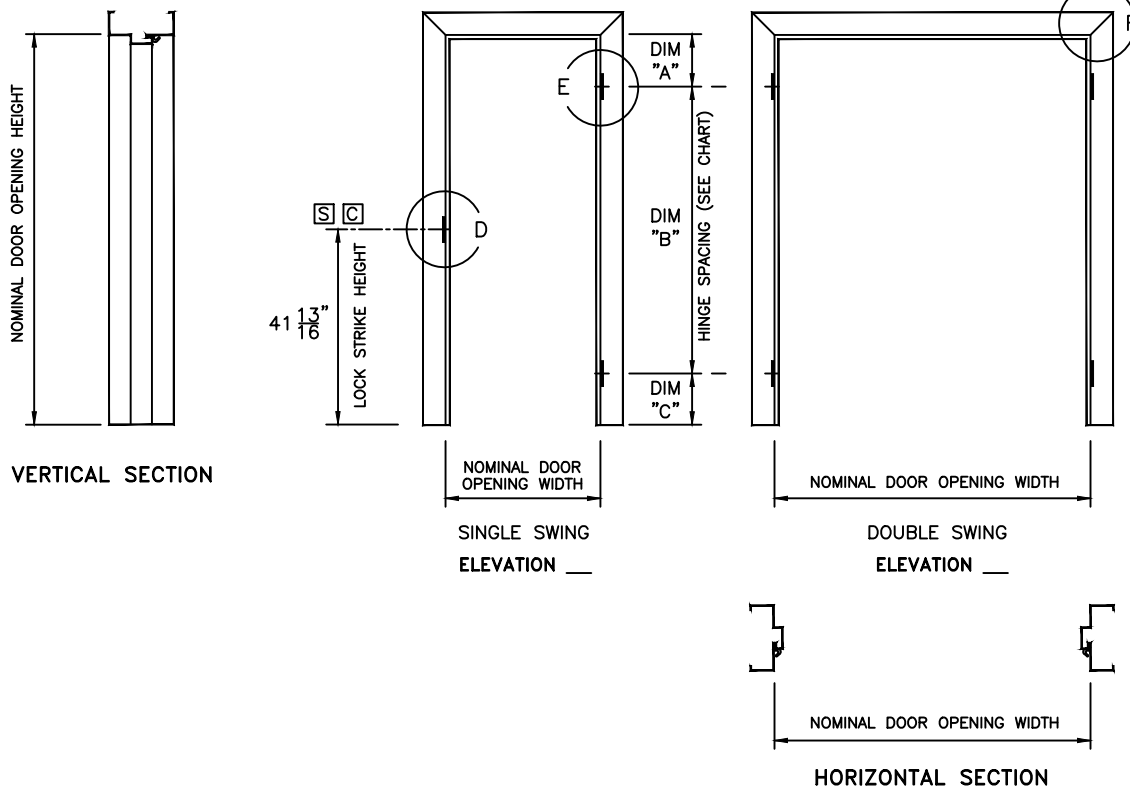
KNOCKED DOWN



WELDED CORNERS TYPE _____
V2 = FACE WELD ONLY
V3 = FULL FACE & WEB WELD

* Production welded corner types with "V" prefix do not utilize corner tabs.

Frames with welded corners have temporary spreaders tackwelded at sill.



Ceco Door (Conversion: 1" = 25.4 mm, e.g., 1-3/4" = 44.45 mm)

ASSA ABLOY

DRAWN BY _____ DATE _____
CHK'D BY _____ DATE _____

SHT _____ CONTRACT NO. _____
OF _____

ISSUE DATE _____ REVISIONS _____ BY _____

**SERIES SQW & SRW
GASKETED STEEL FRAMES**
for 1-3/4" THICK DOORS

Furnished with one coat of neutral color primer paint.
Primer paint has been tested in conformance with ANSI A250.10.

FOR HAND & SWING
SEE DOOR SCHEDULE

FOR ANCHORAGE
SEE DOOR SCHEDULE & ANCHOR SHEET

Experience a safer and more open world