

DEPTH	
STANDARD DEPTHS (In addition to 5-3/4")	OPTIONAL DEPTHS
4-3/4"	4-1/2" thru 17-7/8" (in 1/8" increments)
6-3/4"	
7-3/4"	
8-3/4"	

FACES -- STANDARD -- K.D. or WELDED ...
Jambs: 2"; Head 2"

FACES -- OPTIONAL -- K.D. or WELDED ...
Jambs and Head (equal): 1" thru 1-7/8"
Jambs: 2"; Head: 2-1/8" thru 4"

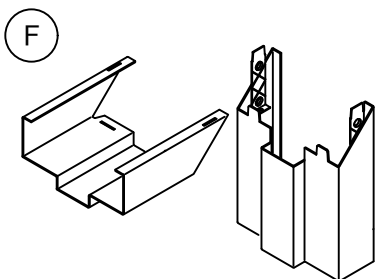
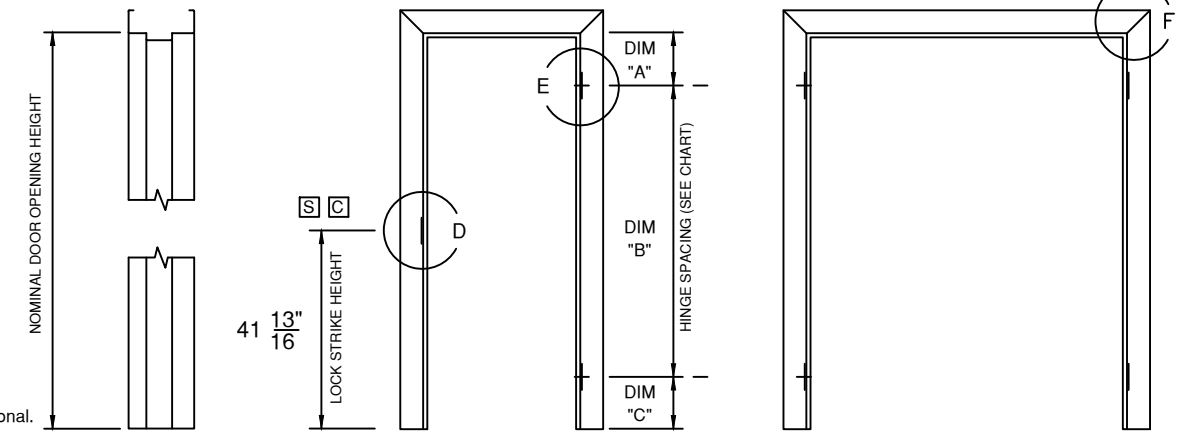
FACES -- OPTIONAL -- WELDED ...
Jambs and Head (equal): 2-1/8" thru 4"
Jambs: 2"; Head: 1" thru 1-7/8"

Range of sizes are in increments of 1/8".

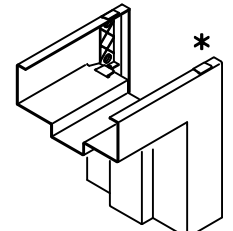
OPENING HEIGHT ▶	6'8"			7'0"			7'2"			7'10"			8'0"			9'0"			10'0"		
	A	B	C	A	B	C	A	B	C	A	B	C	A	B	C	A	B	C	C	D	E
1 3/4" DOOR SPACING ▶	9"	(2) AT 31"	9"	9"	(2) AT 33"	9"	9"	(2) AT 34"	9"	9"	(3) AT 25.33"	9"	9"	(3) AT 26"	9"	9"	(3) AT 30"	9"	9"	(3) AT 34"	9"

Unless otherwise indicated, frames are for 1-3/4" thick doors.
For SI conversion: 1" = 25.4 mm.

STANDARD FRAMES HAVE THE FOLLOWING HINGE PREP QUANTITY:
7'-6" HIGH OR SMALLER: (3) HINGE PREPS
HIGHER THAN 7'-6": (4) HINGE PREPS



KNOCKED-DOWN



WELDED CORNERS TYPE ____
T2 or V2 = FACE WELD ONLY
T3 or V3 = FULL FACE & WEB WELD

* Production welded corner types with "V" prefix do not utilize corner tabs.

Frames with welded corners have temporary spreaders tackwelded at sill.

VERTICAL SECTION

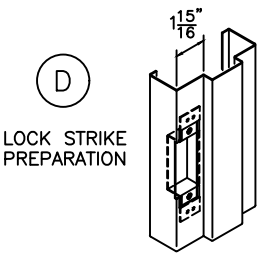
NOMINAL DOOR OPENING WIDTH

NOMINAL DOOR OPENING WIDTH

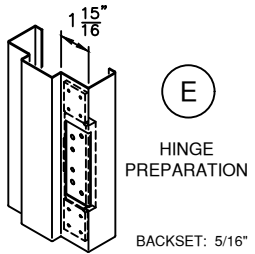
SINGLE SWING ELEVATION

DOUBLE SWING ELEVATION

HORIZONTAL SECTION



LOCK STRIKE PREPARATION



HINGE PREPARATION

- UNIVERSAL (4-7/8") ANSI A115.1 & 2 TEMPLATE 16 GAGE STEEL REINFORCING WITH EXTRUDED THREADS EQUAL TO 14 GAGE (STANDARD)
- CYLINDRICAL (2-3/4") (Not shown) ANSI A115.3 TEMPLATE 16 GAGE STEEL REINFORCING WITH EXTRUDED THREADS EQUAL TO 14 GAGE (OPTIONAL)

4-1/2" x .134" OR 4-1/2" x .180" ANSI A156.7 TEMPLATE 7 GAGE STEEL REINFORCING

LABELING AGENCIES
UL LLC
Warnock Hersey
Factory Mutual

FIRE TESTS
NFPA 252, UL10B, UL10C & UL1784

See Tech Data Manual for additional information.



ASSA ABLOY (Conversion: 1" = 25.4 mm, e.g., 1-3/4" = 44.45 mm)

DRAWN BY _____	DATE _____			
CHK'D BY _____	DATE _____			
SHT _____	CONTRACT NO. _____	ISSUE DATE _____	REVISIONS _____	BY _____
OF _____				

SERIES SU STEEL FRAMES

(FIRE DOOR FRAMES MUST COMPLY WITH PROCEDURES OF LABELING AGENCY)

Furnished with one coat of neutral color primer paint.
Primer paint has been tested in conformance with ANSI A250.10.

FOR HAND & SWING SEE DOOR SCHEDULE	
FOR ANCHORAGE SEE DOOR SCHEDULE & ANCHOR SHEET	