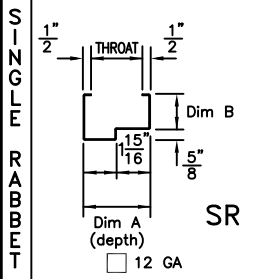
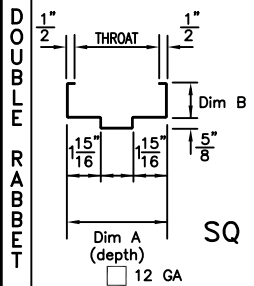


SERIES

SQ & SR
(for 1-3/4" door)

PROFILES



	Dim B
JAMB	2" OR 1"
HEAD	2" OR 4"

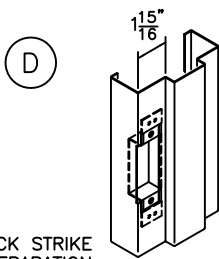
12 GAGE SERIES SQ DEPTHS	
Profile	Dim A
Double Rabbet:	5-1/4" thru 12-3/4"
Single Rabbet:	4-3/4", 4-7/8", 5", 5-1/8"

Cold rolled steel is standard.
Galvannealed and galvanized steel are optional.

Ceco Door (Conversion: 1" = 25.4 mm, e.g., 1-3/4" = 44.45 mm)

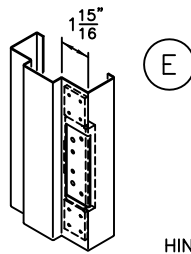
ASSA ABLOY

DRAWN BY _____	DATE _____			
CHK'D BY _____	DATE _____			
SHT _____	CONTRACT NO. _____	ISSUE DATE _____	REVISIONS _____	BY _____
OF _____				



LOCK STRIKE PREPARATION

□ UNIVERSAL (4-7/8") (Shown)
ANSI A115.1 & 2 TEMPLATE
16 GAGE STEEL REINFORCING
WITH EXTRUDED SCREW HOLES
PROVIDES EQUIVALENT THREAD
ENGAGEMENT EQUAL TO 14 GAGE
STANDARD FOR 1-3/4" DOORS



HINGE PREPARATION

BACKSET: 5/16"
4-1/2" x .180" OR
5" x .190 HINGE PREPS.
ANSI A156.7 TEMPLATE
7 GAGE STEEL
REINFORCING

HINGE SPACING

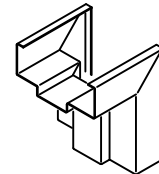
OPENING HEIGHT	6'8"			7'0"			7'2"			7'10"			8'0"			9'0"		
	A	B	C	A	B	C	A	B	C	A	B	C	A	B	C	A	B	C
1-3/4"	9"	(2) AT 31"	9"	9"	(2) AT 33"	9"	9"	(2) AT 34"	9"	9"	(3) AT 25.33"	9"	9"	(3) AT 26"	9"	9"	(3) AT 30"	9"

FRAMES ARE FOR 1-3/4" THICK DOORS.

LABELING AGENCIES

UL LLC
Warnock Hersey
Factory Mutual
FIRE TESTS
NFPA 252, UL10B, UL10C
& UL1784
See Tech Data Manual for
additional information.

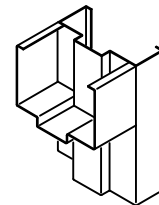
(F)



□ WELDED CORNERS
TYPE V5

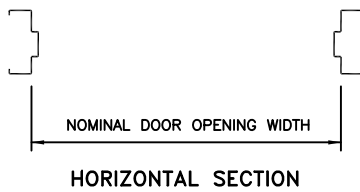
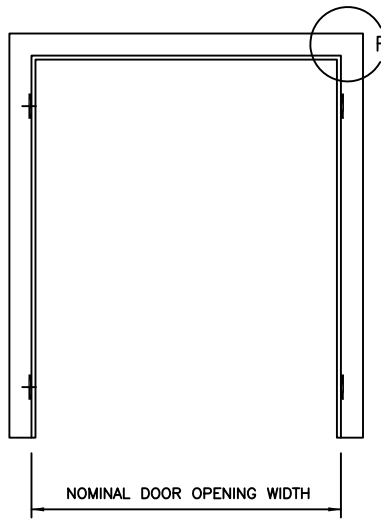
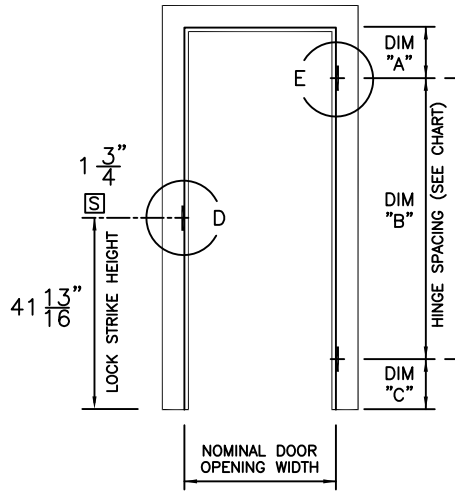

MITERED AND WELDED
CORNER -- HEAD AND
JAMB FACES MUST BE
EQUAL

OR



□ WELDED CORNERS
TYPE V6

BUTTED AND WELDED
CORNER -- HEAD AND
JAMB HAVE UNEQUAL
FACES. JAMB RUNS
THROUGH AND HEAD
IS COPED.



SERIES SQ & SR 12 GAGE STEEL WELDED FRAMES

(FIRE DOOR FRAMES MUST COMPLY WITH PROCEDURES OF LABELING AGENCY)

FOR HAND & SWING
SEE DOOR SCHEDULE



FOR ANCHORAGE
SEE DOOR SCHEDULE &
ANCHOR SHEET

