
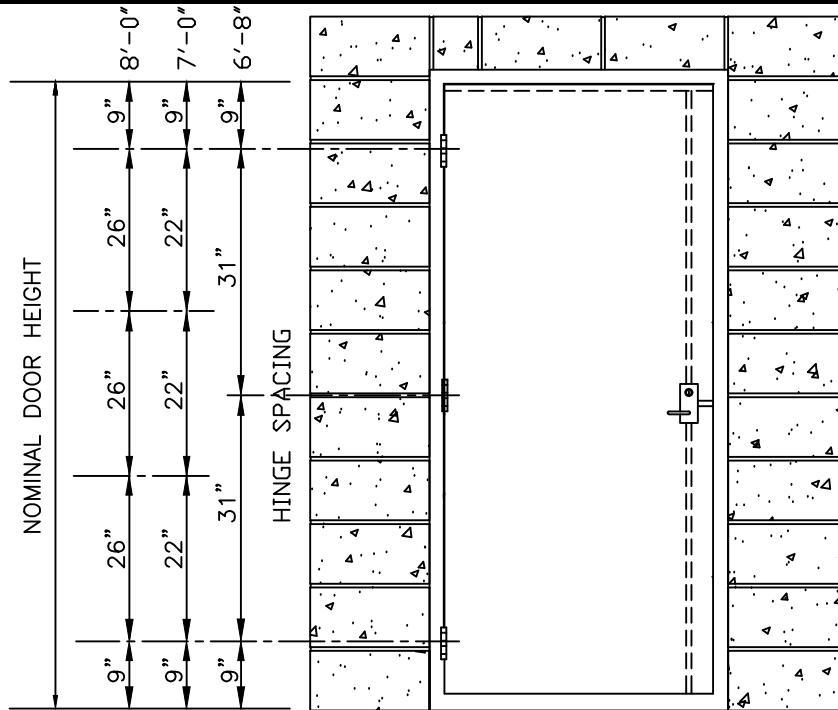


DOOR DESIGN



UL CLASSIFIED TO:
ICC 500(2014)
FEMA P-361 (2015)
FEMA P-320 (2014)



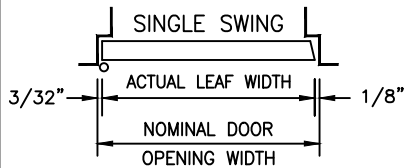
FOUR SIDED FRAME

- 3/8" DOOR UNDERCUT
- 3/8" MAX. BETWEEN BOTTOM OF DOOR AND TOP OF STRIKE

FIRE DOORS

DOORS MAY BE FIRE RATED UP TO AND INCLUDING 3 HOURS IN ACCORDANCE WITH UL10B, UL10C, NFPA 252 & UL1784 IN HONEYCOMB CORE ONLY.

ELEVATION



HORIZONTAL SECTION

**1-3/4" StormPro®
Tornado Resistant Flush Door System (Single Swing)
With Corbin Russwin FE6600 or Sargent FM7300
Concealed Multi Point Lock**

DESIGNED TO ENDURE TORNADO FORCE WINDS AND FLYING DEBRIS. DEVELOPED TO RESIST MISSILE PENETRATION FOR USE IN BUILDINGS DESIGNED AS SHELTERS OR SAFE ROOMS TO PROTECT OCCUPANTS FROM INJURY. SUCCESSFULLY TESTED AND COMPLIANT TO ICC 500-2014 STANDARD.



ASSA ABLOY

DRAWN BY _____ DATE _____
CHKD BY _____ DATE _____

SHT _____ CONTRACT NO. _____
OF _____

ISSUE DATE

REVISIONS

BY

INSWING & OUTSWING

SEE DOOR SCHEDULE FOR HAND

ICC 500-2014
IMPACT: 15-LB 2 X 4 MISSILE @ 100 M.P.H.
DESIGN PRESSURE: +/- 284 PSF
TEST PRESSURE: +/- 341 PSF

DOOR CONSTRUCTION/FEATURES

MINIMUM 2'-8" x 6'-8" UP TO 4'-0" x 8'-0"
MAXIMUM, 14 GA. CRS OR A60 GALVANNEALED STEEL FACE SHEETS WITH WELDED TOP AND BOTTOM CHANNELS, AND WELDED STEEL TOP CAP. EDGE SEAMS ARE FULLY WELDED FOR STRENGTH AND APPEARANCE. INSULATED CORE IS POLYSTYRENE WITH MIN. 0.7 PCF DENSITY. POLYURETHANE CORE THAT EXCEEDS 1.8 PCF DENSITY MAY BE USED AT FACTORY DISCRETION. FIRE RATED DOOR CORE WILL BE HONEYCOMB.

STORMPRO® HARDWARE PREPARATIONS

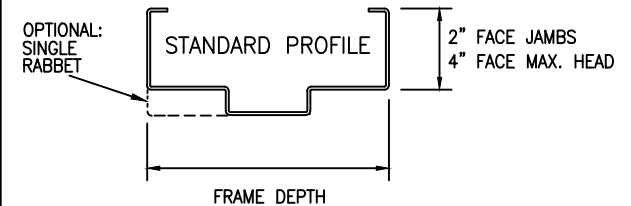
HINGES: 7'0" HEIGHTS & ABOVE (4) HINGES ARE REQUIRED WHEN USING BUTT HINGES. BELOW 7'0" HEIGHTS (3) HINGES ARE REQUIRED WHEN USING BUTT HINGES.

LOCKS:

REINFORCED AND PREPARED FOR CORBIN RUSSWIN FE6600 OR SARGENT FM7300 MULTI POINT LOCK

FRAME CONSTRUCTION/FEATURES

14 GAGE CRS OR HOT-DIPPED A60 GALVANNEALED STEEL



KD or WELDED CORNERS

ANCHOR OPTIONS:

- MASONRY - "T" ANCHORS (12 GAGE)
- MASONRY - WIRE ANCHORS
- EXISTING OPENING ANCHORS W/ 6" BOLTS BY CECO
- WELD TO BUILDING STRUCTURE
- POURED IN PLACE WALL
- 3/8" SMS/SELF DRILLING SCREWS OR UNC BOLTS TO EMBEDMENT PLATE OR HOST STEEL STRUCTURE. FASTENERS BY OTHERS.

FRAMES ARE NOT REQUIRED TO BE GROUTED WHEN USING EXISTING WALL JAMB ANCHORS OR WHEN WELDED TO BUILDING STRUCTURE.

ANCHOR QUANTITY, LOCATION & GROUT REQUIREMENTS: REFERENCE WWW.CECODOOR.COM STORMPRO INSTALLATION INSTRUCTIONS AND ANCHOR SUBMITTAL SHEETS.

(Conversion: 1" = 25.4 mm, e.g., 1-3/4" = 44.45 mm)