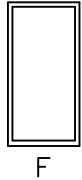
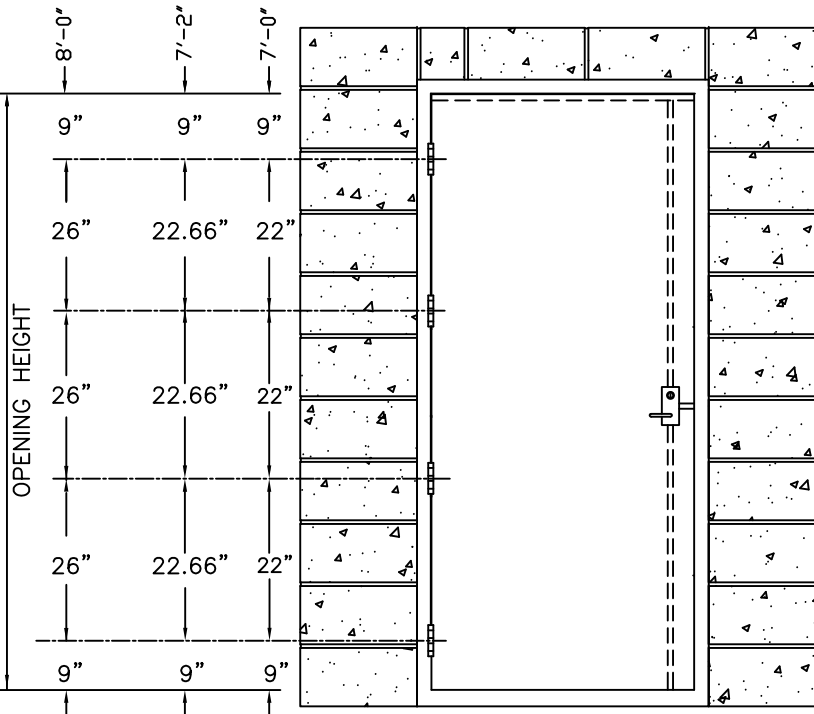


DOOR DESIGN



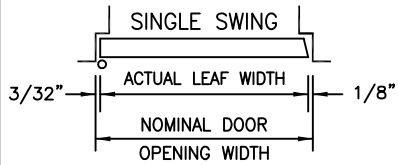
UL CLASSIFIED TO:
ICC 500(2014)
FEMA P-361 (2015)
FEMA P-320 (2014)



FOUR SIDED FRAME

- 3/8" DOOR UNDERCUT
- 3/8" MAX. BETWEEN BOTTOM OF DOOR AND TOP OF STRIKE

ELEVATION



HORIZONTAL SECTION

FIRE DOORS

DOORS MAY BE FIRE RATED UP TO AND INCLUDING 3 HOURS IN ACCORDANCE WITH UL10B, UL10C, NFPA 252 & UL1784 IN HONEYCOMB CORE.

1-3/4" StormPro®

Tornado Resistant Door System (Single Swing)

With Corbin Russwin FE6600 or Sargent FM7300 Concealed Multi Point Lock

DESIGNED TO ENDURE TORNADO FORCE WINDS AND FLYING DEBRIS. DEVELOPED TO RESIST MISSILE PENETRATION FOR USE IN BUILDINGS DESIGNED AS SHELTERS OR SAFE ROOMS TO PROTECT OCCUPANTS FROM INJURY. SUCCESSFULLY TESTED AND COMPLIANT TO ICC 500-2014 STANDARD.



ASSA ABLOY

DRAWN BY _____ DATE _____
CHKD BY _____ DATE _____

SHT _____ OF _____ CONTRACT NO. _____

ISSUE DATE

REVISIONS

BY

ICC 500-2014
IMPACT: 15-LB 2 X 4 MISSILE @ 100 M.P.H.
DESIGN PRESSURE: MIN. +/- 252 PSF
TEST PRESSURE: MIN. +/- 302 PSF

INSWING & OUTSWING
SEE DOOR SCHEDULE FOR HAND

DOOR CONSTRUCTION/FEATURES

MINIMUM 2'-8" X 7'-0" UP TO 4'-0" X 8'-0"
MAXIMUM, 14 GA. CRS OR A60 GALVANNEALED STEEL FACE SHEETS WITH WELDED 16 GA. FLUSH TOP AND BOTTOM CHANNELS. 14 GA. STEEL TOP CAP. EDGE SEAMS ARE FULLY WELDED FOR STRENGTH AND APPEARANCE. INSULATED CORE IS POLYSTYRENE WITH MIN. 0.7 PCF DENSITY. POLYURETHANE CORE THAT EXCEEDS 1.8 PCF DENSITY MAY BE USED AT FACTORY DISCRETION. FIRE RATED DOOR CORE WILL BE HONEYCOMB.

HARDWARE PREPARATIONS

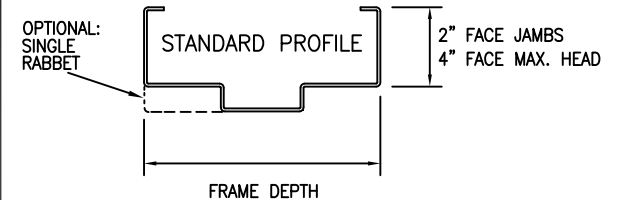
HINGES: (4) APPROVED BUTT HINGES REQUIRED PER DOOR REGARDLESS OF OPENING HEIGHT. APPROVED CONTINUOUS HINGES WITH CONTINUOUS HINGE REINFORCEMENTS MAY BE USED.

LOCKS:

REINFORCED AND PREPARED FOR CORBIN RUSSWIN FE6600 OR SARGENT FM7300 MULTI POINT LOCK

FRAME CONSTRUCTION/FEATURES

14 GAGE CRS OR HOT-DIPPED A60 GALVANNEALED STEEL



KD or WELDED CORNERS

ANCHOR OPTIONS:

- MASONRY - "T" ANCHORS (12 GAGE)
- MASONRY - WIRE ANCHORS
- EXISTING OPENING ANCHORS W/BOLTS
- WELD TO BUILDING STRUCTURE
- POURED IN PLACE WALL
- 3/8" SMS/SELF DRILLING SCREWS OR UNC BOLTS TO EMBEDMENT PLATE OR HOST STEEL STRUCTURE. FASTENERS BY OTHERS.

FRAMES ARE NOT REQUIRED TO BE GROUTED WHEN USING EXISTING WALL JAMB ANCHORS OR WHEN WELDED TO BUILDING STRUCTURE.

ANCHOR QUANTITY, LOCATION & GROUT REQUIREMENTS: REFERENCE WWW.CECODOOR.COM STORMPRO INSTALLATION INSTRUCTIONS AND ANCHOR SUBMITTAL SHEETS.

(Conversion: 1" = 25.4 mm, e.g., 1-3/4" = 44.45 mm)