

LOCK LOCATION

THE CENTER BOLT AND CENTERLINE OF THE LOCK JAMB STRIKE WILL BE LOCATED AT THE VERTICAL CENTER OF THE DOOR OPENING HEIGHT.

OPTIONAL FIRE RATING:

UP TO AND INCLUDING 3 HOURS IN ACCORDANCE WITH UL10B, UL10C, UL1784 AND NFPA 252 WITH STEEL STIFFENED CORE ONLY.

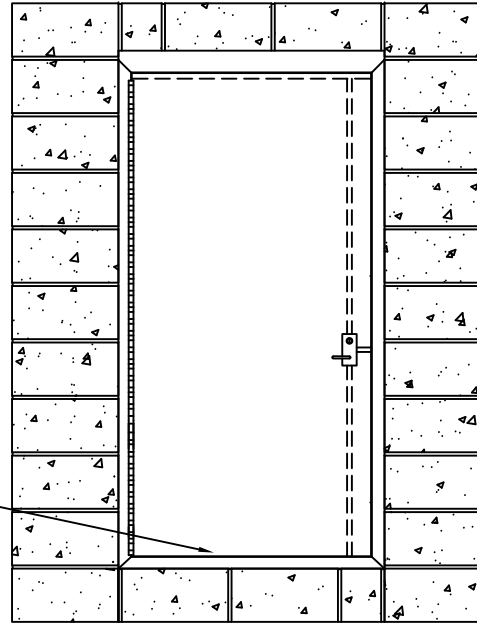
UL CLASSIFIED TO:
ICC 500(2014)
FEMA P-361 (2015)
FEMA P-320 (2014)

DOOR DESIGN



1/4" UNDERCUT

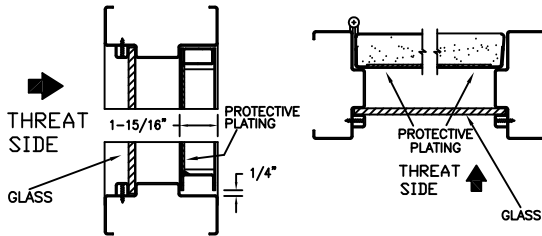
FRAME SILL MAY BE OMITTED AND STRIKE MOUNTED TO CONCRETE OR STRUCTURAL STEEL.



SHUTTER & WINDOW ASSEMBLY

VERTICAL SECTION

HORIZONTAL SECTION

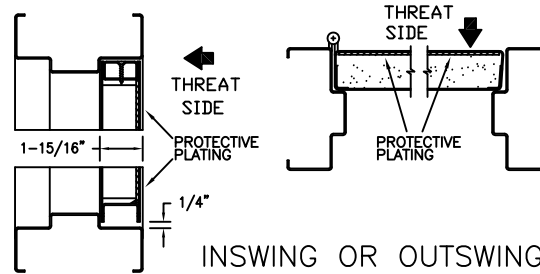


- INSWING SHOWN ON EXTERIOR WALL
- BEAD SET TO STOP-POCKET TO BE SET IN THE FIELD
- GLASS BY OTHERS, AND IS NOT REQUIRED TO BE IMPACT RESISTANT.

SHUTTER ASSEMBLY

VERTICAL SECTION

HORIZONTAL SECTION



INSWING OR OUTSWING

DOOR CONSTRUCTION/FEATURES

2'-6" x 3'-0" MIN. & 4'-0" X 6'-8" MAX., 14 GA. CRS OR A60 GALVANNEALED STEEL FACE SHEETS, 10 GA. LINER, WELDED 14 GA. TOP AND BOTTOM CHANNELS. 18 GA. STEEL TOP CAP. OPTIONAL 18 GA. STEEL BOTTOM CAP. INSULATED CORE IS POLYSTYRENE. OPTIONAL FIRE RATING WILL BE STEEL STIFFENED CORE.

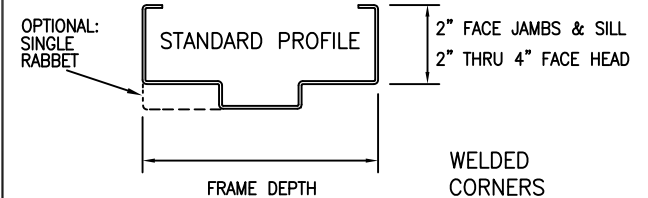
HARDWARE PREPARATIONS

(3) APPROVED BUTT HINGES REQUIRED FOR HEIGHTS 3'0" THRU 5'0" AND (4) APPROVED BUTT HINGES REQUIRED FOR HEIGHTS OVER 5'0" THRU 6'8". APPROVED CONTINUOUS HINGES WITH CONTINUOUS HINGE REINFORCEMENTS MAY BE USED.

REINFORCED AND PREPARED FOR SARGENT FM6100 SERIES OR CORBIN RUSSWIN FE6700 SERIES CONCEALED MULTIPOINT LOCK.

FRAME CONSTRUCTION/FEATURES

14 GAGE CRS OR HOT-DIPPED A60 GALVANNEALED STEEL



ANCHOR OPTIONS:

- MASONRY - "T" ANCHORS (12 GAGE)
- MASONRY - WIRE ANCHORS
- EXISTING OPENING ANCHORS W/BOLTS
- WELD TO BUILDING STRUCTURE
- 3/8" SMS/SELF DRILLING SCREWS OR UNC BOLTS TO EMBEDMENT PLATE OR HOST STEEL STRUCTURE. FASTENERS BY OTHERS.
- POURED IN PLACE WALL

FRAMES ARE NOT REQUIRED TO BE GROUTED WHEN USING EXISTING WALL JAMB ANCHORS OR WHEN WELDED TO BUILDING STRUCTURE.

ANCHOR QUANTITY, LOCATION & GROUT REQUIREMENTS: REFERENCE WWW.CECODOOR.COM STORMPRO SHUTTER INSTALLATION INSTRUCTIONS & ANCHOR SUBMITTAL SHEETS.

(Conversion: 1" = 25.4 mm, e.g., 1-3/4" = 44.45 mm)

**1-3/4" StormPro® Shutter Single
Tornado Resistant Door & Frame System**

With Sargent FM6100 or Corbin Russwin FE6700 Concealed Multipoint Lock

DESIGNED TO ENDURE TORNADO FORCE WINDS AND FLYING DEBRIS. DEVELOPED TO RESIST MISSILE PENETRATION FOR USE IN BUILDINGS DESIGNED AS SHELTERS OR SAFE ROOMS TO PROTECT OCCUPANTS FROM INJURY. SUCCESSFULLY TESTED AND COMPLIANT TO ICC 500-2014 STANDARD.



ICC 500-2014
IMPACT: 15-LB. 2 X 4 MISSILE @ 100 M.P.H.
DESIGN PRESSURE: +/- 284 PSF
TEST PRESSURE: +/- 341 PSF

DRAWN BY _____	DATE _____			
CHKD BY _____	DATE _____			
SHT _____	CONTRACT NO. _____	ISSUE DATE _____	REVISIONS _____	BY _____
OF _____				

INSWING OR OUTSWING

SEE DOOR SCHEDULE FOR HAND