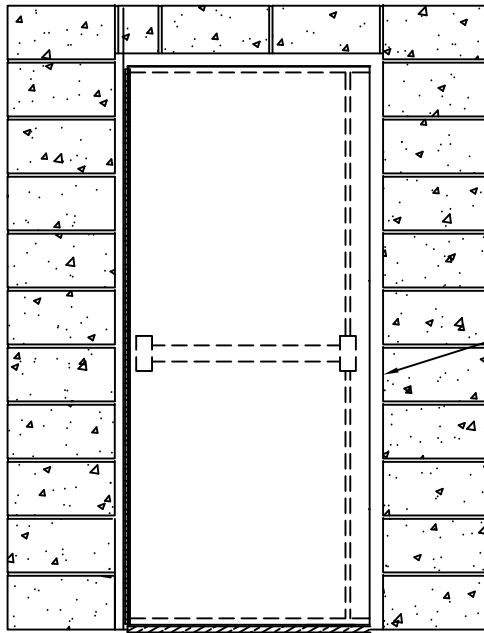


DOOR DESIGN



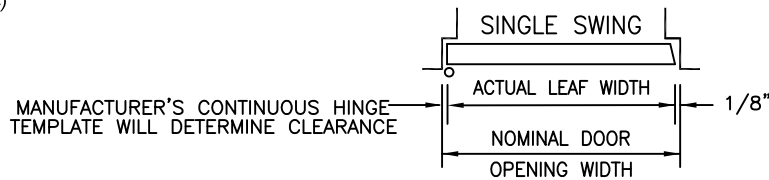
OPTIONAL FIRE RATING:
UP TO AND INCLUDING 3 HRS IN
UL10B, UL10C, UL1784, & NFPA252
FOR HONEYCOMB CORE DOORS ONLY.

UL CLASSIFIED TO:
ICC 500(2014)
FEMA P-361 (2015)
FEMA P-320 (2014)



(4) THERMAL PINS
REQUIRED IN LOCK EDGE
OF DOOR AND JAMB ON
SINGLE FIRE RATED
OPENINGS ONLY. (PINS
SUPPLIED BY OTHERS)
FOR FIELD PREP
INSTRUCTIONS SEE
HARDWARE
MANUFACTURER'S
INSTALLATION DOCUMENTS.

SUGGESTED USE:
DISASTER AND TORNADO &
STORM SHELTERS,
COMMUNITY SHELTERS,
SCHOOL SHELTERS,
SCHOOL "SAFE" ROOMS,
RESIDENTIAL "SAFE" ROOMS



HORIZONTAL SECTION

- 5/8" DOOR UNDERCUT
- 1/8" MAX. BETWEEN BOTTOM OF DOOR AND TOP OF STRIKE
- BOTTOM STRIKE MUST BE ATTACHED TO CONCRETE OR STRUCTURAL STEEL AND ALLOW BOTTOM BOLT TO PROPERLY ENGAGE STRIKE.
- FLOOR MUST BE POURED LEVEL AND FRAME MUST BE INSTALLED SQUARE AND PLUMB TO ALLOW DOORS TO FUNCTION PROPERLY.

**1-3/4" StormPro®
Tornado Resistant Door System
(Greater than 3'0" x 7'0")**

With Sargent FM8700 Surface Vertical Rod Exit Device

DESIGNED TO ENDURE TORNADO FORCE WINDS AND FLYING DEBRIS. DEVELOPED TO RESIST MISSILE PENETRATION FOR USE IN BUILDINGS DESIGNED AS SHELTERS OR SAFE ROOMS TO PROTECT OCCUPANTS FROM INJURY. SUCCESSFULLY TESTED AND COMPLIANT TO ICC 500-2014 STANDARD.



ICC 500-2014
IMPACT: 15-LB. 2 X 4 MISSILE @ 100M.P.H.
DESIGN PRESSURE: + 246/-225 PSF
TEST PRESSURE: + 296/-270 PSF

DRAWN BY _____ DATE _____
CHKD BY _____ DATE _____
SHT _____ CONTRACT NO. _____
OF _____

ISSUE DATE _____
REVISIONS _____
BY _____

OUTSWING
SEE DOOR SCHEDULE FOR HAND

DOOR CONSTRUCTION/FEATURES

GREATER THAN 3'-0" x 7'-0" UP TO AND INCLUDING 4'-0" x 8'-0", 16 GA. CRS OR A60 GALVANNEALED STEEL FACE SHEETS, 12 GA. LINER, WELDED 14 GA. TOP AND BOTTOM CHANNELS. 14 GA. WELDED TOP CAP. INSULATED CORE IS POLYSTYRENE. FIRE RATED DOOR CORE WILL BE HONEYCOMB ONLY.

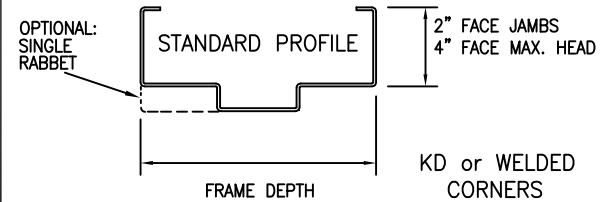
HARDWARE PREPARATIONS

HINGES: (4) APPROVED BUTT HINGES REQUIRED PER DOOR REGARDLESS OF OPENING HEIGHT. APPROVED CONTINUOUS HINGES WITH CONTINUOUS HINGE REINFORCEMENTS MAY BE USED.

EACH DOOR REINFORCED AND PREPARED FOR SARGENT FM8700 SERIES SURFACE VERTICAL ROD

FRAME CONSTRUCTION/FEATURES

14 GAGE CRS OR HOT-DIPPED
A60 GALVANNEALED STEEL



ANCHOR OPTIONS:

- MASONRY - "T" ANCHORS (12 GAGE)
- MASONRY - WIRE ANCHORS
- EXISTING OPENING ANCHORS W/BOLTS
- WELD TO BUILDING STRUCTURE
- 3/8" SMS/SELF DRILLING SCREWS OR UNC BOLTS TO EMBEDMENT PLATE OR HOST STEEL STRUCTURE. FASTENERS BY OTHERS.
- POURED IN PLACE WALL

FRAMES ARE NOT REQUIRED TO BE GROUTED WHEN USING EXISTING WALL JAMB ANCHORS OR WHEN WELDED TO BUILDING STRUCTURE.

ANCHOR QUANTITY, LOCATION & GROUT REQUIREMENTS: REFERENCE WWW.CECODOOR.COM STORMPRO INSTALLATION INSTRUCTIONS AND ANCHOR SUBMITTAL SHEETS.

(Conversion: 1" = 25.4 mm, e.g., 1-3/4" = 44.45 mm)