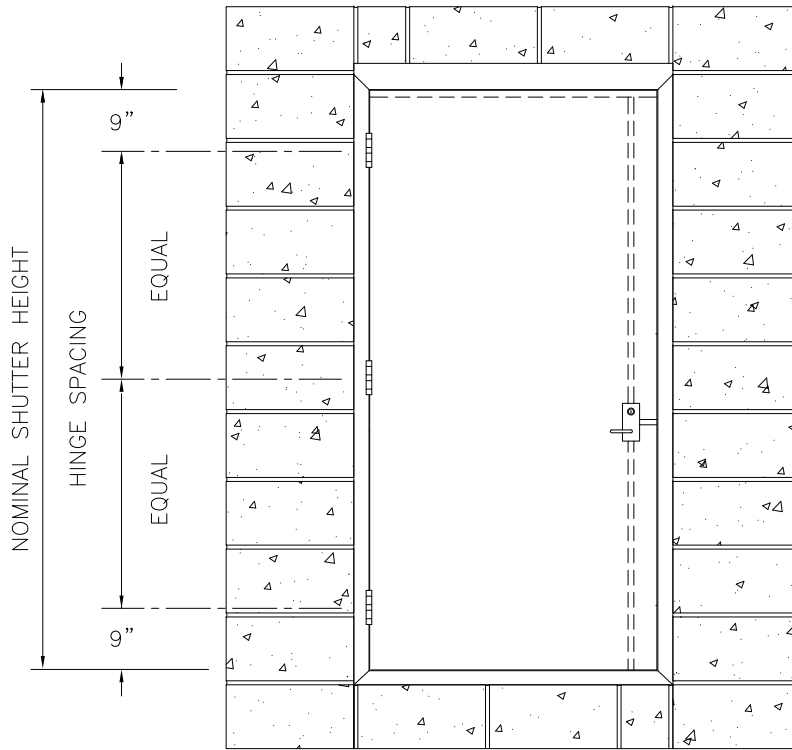

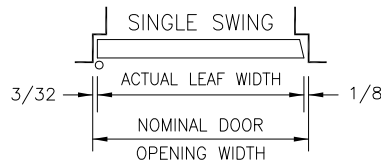


DOOR DESIGN



SHUTTER SIZES:
4-SIDED FRAME
1'-8" x 3'-0" MIN
4'-0" x 6'-8" MAX

ELEVATION



HORIZONTAL SECTION

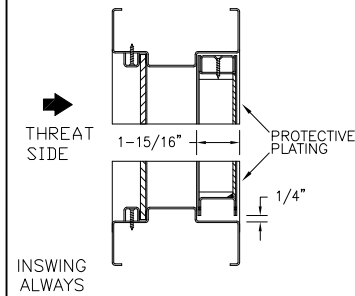
THE CENTER BOLT & CENTERLINE OF STRIKE WILL BE LOCATED AT THE VERTICAL CENTER OF THE OPENING AS A STANDARD.

SHUTTERS WILL BE SUPPLIED WITH (2) HINGE PREPS IN HEIGHTS UP TO 3'0. HEIGHTS OF 3'1 AND GREATER WILL BE SUPPLIED WITH (3) HINGE PREPS.

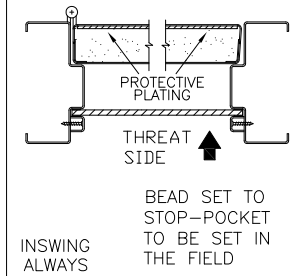
GLAZING MATERIAL AND GLAZING ARE NOT PROVIDED.

1/4" DOOR UNDERCUT ONLY

VERTICAL SECTION



HORIZONTAL SECTION



DOOR CONSTRUCTION/FEATURES

UP TO 4'-0" x 6'-8" MAX. 16 GA. CRS OR A60 GALVANIZED STEEL FACE SHEETS WITH WELDED 16 GA. TOP AND BOTTOM CHANNELS. 14 GA. STEEL TOP CAP. EDGE SEAMS ARE FULLY WELDED FOR STRENGTH AND APPEARANCE. INSULATED CORE IS POLYSTYRENE.

HARDWARE PREPARATIONS

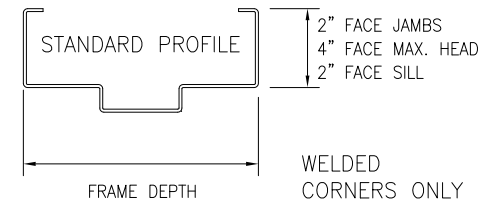
McKINNEY HINGES SP3786 (4-1/2" x 4-1/2" x .180)
McKINNEY HINGES SP3386 (4-1/2" x 4-1/2" x .180)
OPTIONAL McKINNEY SP3786 or SP3386 HINGES:
McKINNEY 5" X 4-1/2" x .190
OPTIONAL McKINNEY HINGE:
6" X 4-1/2" X .203 HINGES

<STAINLESS STEEL HINGE SCREWS MUST BE ORDERED WITH 6" HINGES>

LOCK:
REINFORCED AND PREPARED FOR
CORBIN RUSSWIN FE6700, SARGENT FM6100,
or YALE 7370 MULTI POINT LOCK

FRAME CONSTRUCTION/FEATURES

14 GAGE CRS OR HOT-DIPPED A60 GALVANIZED STEEL



ANCHOR OPTIONS:
MASONRY - "T" ANCHORS
MASONRY - WIRE ANCHORS
EXISTING OPENING ANCHORS W/ BOLTS
WELD TO BUILDING STRUCTURE

ANCHOR QUANTITY, LOCATION & GROUT REQUIREMENTS:
REFERENCE WWW.CECODOOR.COM STORMPRO
INSTALLATION INSTRUCTIONS.

**1-3/4" StormPro™ Shutter & Window Assembly
Tornado Resistant Door System (Single Swing)**

With Corbin Russwin FE6700, Sargent FM6100, or Yale7370
Successfully tested in accordance with the guidelines set forth by the Federal Emergency Management Agency in the publication FEMA 361. Second Edition (August 2008) Design and Construction Guidance for Community Safe Rooms. Compliant to ICC 500-2008 Standard.

(Conversion: 1" = 25.4 mm, e.g., 1-3/4" = 44.45 mm)



DRAWN BY _____	DATE _____			
CHKD BY _____	DATE _____			
SHT _____ OF _____	CONTRACT NO. _____	ISSUE DATE _____	REVISIONS _____	BY _____

FRAMES ARE NOT REQUIRED TO BE GROUTED WHEN USING EXISTING WALL JAMB ANCHORS

INSWING ONLY

SEE DOOR SCHEDULE FOR HAND