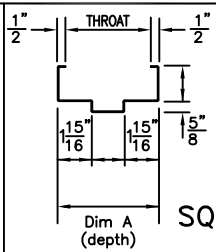


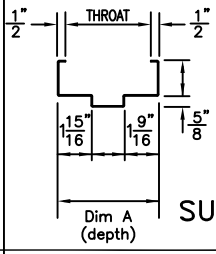
PROFILES

DOUBLE RABBET

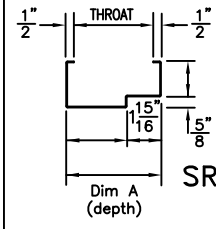


SQ
Dim A (depth)

SINGLE RABBET

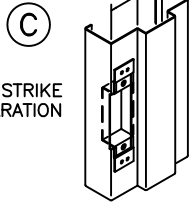


SU
Dim A (depth)



SR
Dim A (depth)

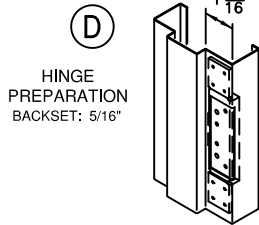
12 ga. Cold rolled steel is standard.
12 ga. Galvanized steel is optional.



LOCK STRIKE PREPARATION

UNIVERSAL (4-7/8")
ANSI A115.1 & 2 TEMPLATE
16 GAGE STEEL REINFORCING
WITH EXTRUDED THREADS EQUAL
TO 14 GAGE (STANDARD)

CYLINDRICAL (2-3/4") (Not shown)
ANSI A115.3 TEMPLATE
16 GAGE STEEL REINFORCING
WITH EXTRUDED THREADS EQUAL
TO 14 GAGE (OPTIONAL)



HINGE PREPARATION
BACKSET: 5/16"

4-1/2 OR 5 IN.
HIGH, HEAVY WEIGHT
FULL MORTISE
HINGES
DOORS OVER 3'0"x7'0"
REQUIRE 5" x .190
HINGES.

ANSI A156.7
TEMPLATE
(CONTINUOUS HINGE
OPTIONAL)

ARMORSHIELD DEPTHS

Profile	Dim A
Double Rabbet:	5-1/4" - 13-7/8"
Single Rabbet:	4-5/8" - 5-1/8"

The ArmorShield system is rated for super power small arms (level 3) and is intended for architectural environments with equivalent bullet resistance. The system has not been tested for resistance to forced entry. Field assembly of welded frame and door is required as is preparation for surface applied hardware. System shall be installed securely by contractor in a manner to achieve the intended functional operation and appearance. The door and frame must be finish color painted after delivery to site.

CecoDoor (Conversion: 1" = 25.4 mm, e.g., 1-3/4" = 44.45 mm)

ASSA ABLOY

DRAWN BY _____ DATE _____
CHK'D BY _____ DATE _____

SHT _____ CONTRACT NO. _____
OF _____

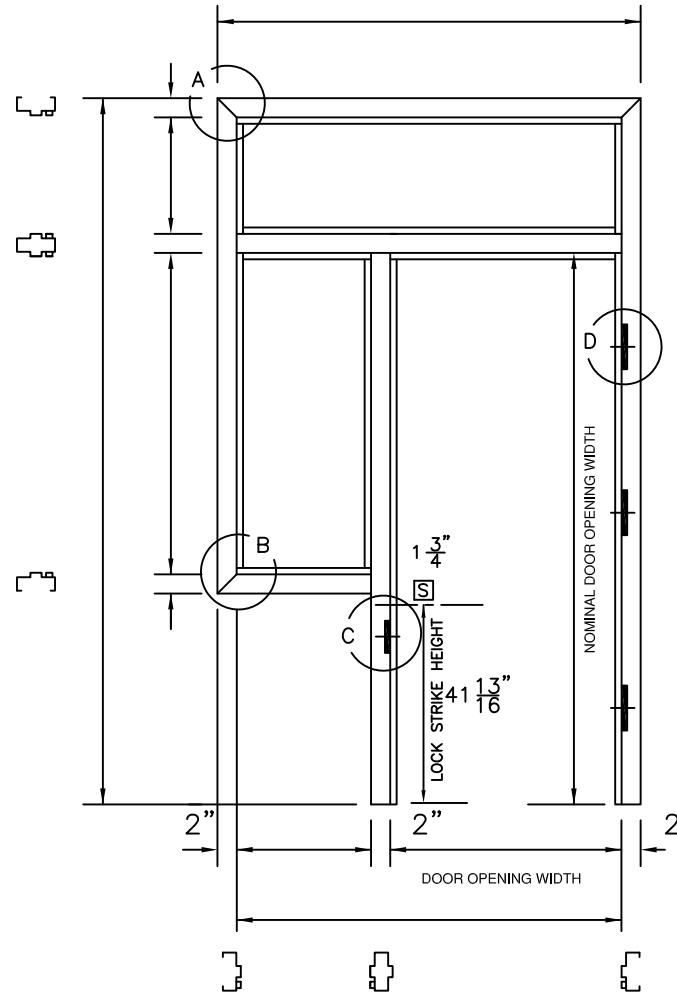
ISSUE DATE _____ REVISIONS _____ BY _____

**LEVEL 1, 2, & 3 ARMORSHIELD
UL LISTED BULLET RESISTANT
TFLPSL SYSTEM**

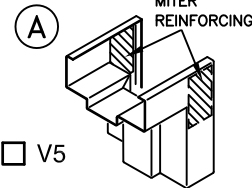
TESTED IN ACCORDANCE WITH BULLET RESISTANT EQUIPMENT TEST: UL 752

For construction illustrations see page(s): _____

RATING ▶	MEDIUM POWER LEVEL 1	HIGH POWER LEVEL 2	SUPER POWER LEVEL 3
SMALL ARMS	SUPER 38 AUTOMATIC	.357 MAGNUM REVOLVER	.44 MAGNUM REVOLVER
BARREL LENGTH	5"	8 1/4"	6 1/2"
BULLET TYPE	METAL CASE 130 GRAIN	SOFT POINT 158 GRAIN	SOFT POINT 240 GRAIN
MUZZEL VELOCITY	1280 FPS	1450 FPS	1470 FPS
MUZZEL ENERGY	475 FT-LB	740 FT-LB	1150 FT-LB



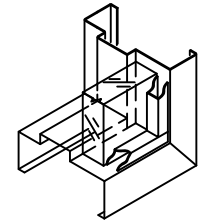
WELDED CORNERS



MITERED AND WELDED CORNER -- HEAD AND JAMB FACES MUST BE EQUAL

GLASS -- UL LISTED

UL LISTED, SPSA RATED
MIN. SIZE: 12" x 12"
GLASS THICKNESS VARIES



GLASS AND GLAZING BY OTHERS
UNLESS INCLUDED IN CONTRACT

ELEVATION _____

MARK _____

ALL INTERSECTIONS ARE
FACE WELDED AND GROUND
SMOOTH.

FOR HAND & SWING
SEE DOOR SCHEDULE



FOR ANCHORAGE
SEE DOOR SCHEDULE &
ANCHOR SHEET

