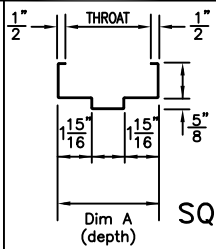


PROFILES

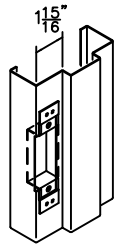
DOUBLE RABBET



SQ

LOCK STRIKE PREPARATION

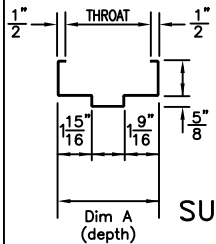
(C)



UNIVERSAL (4-7/8")
ANSI A115.1 & 2 TEMPLATE
16 GAGE STEEL REINFORCING
WITH EXTRUDED THREADS EQUAL
TO 14 GAGE (STANDARD)

CYLINDRICAL (2-3/4") (Not shown)
ANSI A115.3 TEMPLATE
16 GAGE STEEL REINFORCING
WITH EXTRUDED THREADS EQUAL
TO 14 GAGE (OPTIONAL)

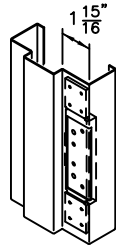
SGL RABBET



SU

HINGE PREPARATION
BACKSET: 5/16"

(D)



4-1/2 OR 5 IN.
HIGH, HEAVY WEIGHT
FULL MORTISE
HINGES
DOORS OVER 3'0"x7'0"
REQUIRE 5" x .190
HINGES.

ANSI A156.7
TEMPLATE
(CONTINUOUS HINGE
OPTIONAL)

12 ga. Cold rolled steel is standard.
12 ga. Galvanized steel is optional.

ARMORSHIELD DEPTHS

Profile	Dim A
Double Rabbet:	5-1/4" - 13-7/8"
Single Rabbet:	4-5/8" - 5-1/8"

The ArmorShield system is rated for super power small arms (level 3) and is intended for architectural environments with equivalent bullet resistance. The system has not been tested for resistance to forced entry. Field assembly of welded frame and door is required as is preparation for surface applied hardware. System shall be installed securely by contractor in a manner to achieve the intended functional operation and appearance. The door and frame must be finish color painted after delivery to site.

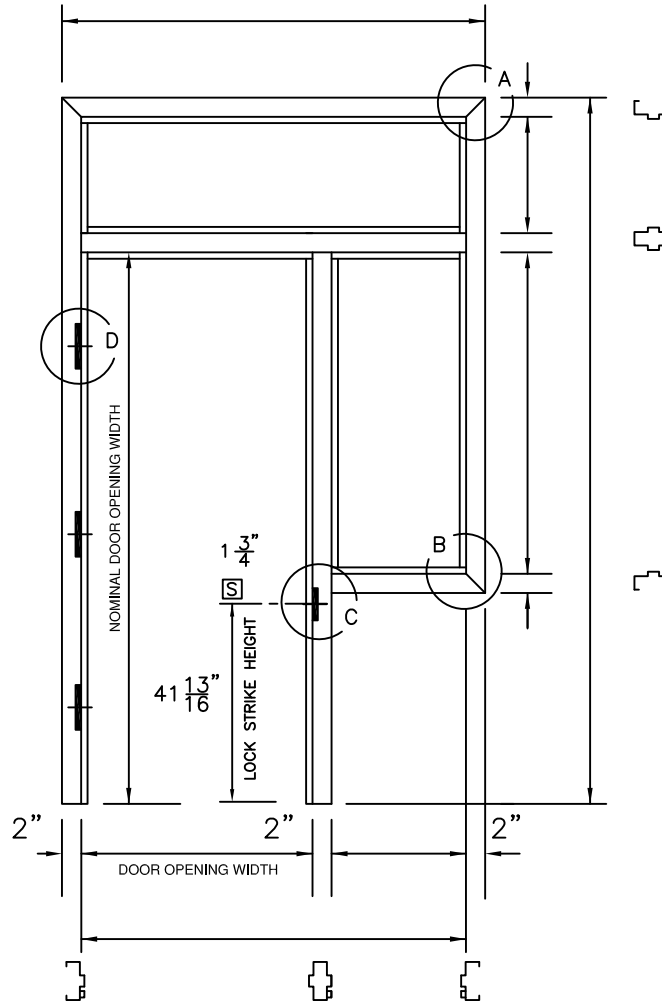
Ceco Door (Conversion: 1" = 25.4 mm, e.g., 1-3/4" = 44.45 mm)

ASSA ABLOY

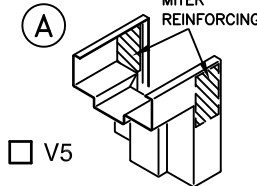
DRAWN BY _____ DATE _____
CHK'D BY _____ DATE _____

SHT _____ CONTRACT NO. _____
OF _____

ISSUE DATE _____ REVISIONS _____ BY _____



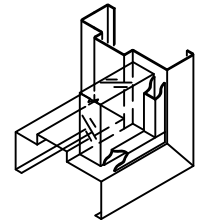
WELDED CORNERS



MITERED AND WELDED
CORNER -- HEAD AND
JAMB FACES MUST BE
EQUAL

GLASS -- UL LISTED

(B) UL LISTED, SPSA RATED
MIN. SIZE: 12" x 12"
GLASS THICKNESS VARIES



GLASS AND GLAZING BY OTHERS
UNLESS INCLUDED IN CONTRACT

For construction illustrations
see page(s): _____

ELEVATION _____

MARK _____

**LEVEL 1, 2, & 3 ARMORSHIELD
UL LISTED BULLET RESISTANT
TFRPSL SYSTEM**

TESTED IN ACCORDANCE WITH BULLET RESISTANT EQUIPMENT TEST: UL 752

FOR HAND & SWING
SEE DOOR SCHEDULE



FOR ANCHORAGE
SEE DOOR SCHEDULE &
ANCHOR SHEET

