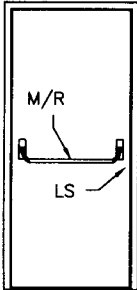


## Ceco Distributor Technical Data

### SIZE LIMITS - WH LABELED POLYURETHANE CORE FIRE DOOR FIRE EXIT HARDWARE



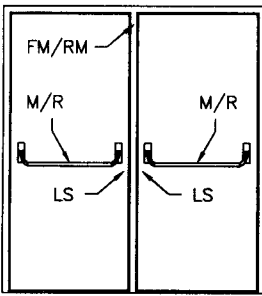
④



HOURLY RATING	FACE GAGE	MAX WIDTH	MAX HEIGHT
1/3, 3/4, 1-1/2	14, 16, 18, 20	4'-0"	8'-0"
3	14, 16, 18	4'-0"	8'-0"

SINGLE SWING DOORS

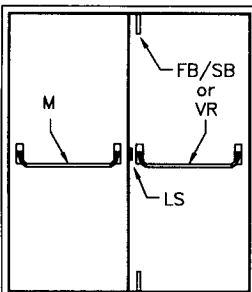
⑤



HOURLY RATING	FACE GAGE	MAX WIDTH	MAX HEIGHT
1/3, 3/4, 1-1/2	14, 16, 18, 20	(2) 4'-0"	8'-0"
3	14, 16, 18	(2) 4'-0"	8'-0"

PAIR OF DOORS WITH HOLLOW METAL OR HARDWARE MULLION

⑥

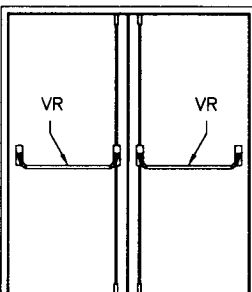


HOURLY RATING	FACE GAGE	MAX WIDTH	MAX HEIGHT	ASTRAGAL INFO
1/3, 3/4, 1-1/2	16, 18	8'-0"	8'-0"*	OPTIONAL
	20	8'-0"	8'-0"	OPTIONAL
3	16, 18	8'-0"	8'-0"	REQUIRED

\* 9'-0" MAX. W/VERTICAL RODS

PAIR OF DOORS WITH 3 POINT LATCHING

⑦



SWING TYPE	HOURLY RATING	FACE GAGE	MAX WIDTH	MAX HEIGHT	ASTRAGAL INFO
DBL. EGRESS	1/3, 3/4, 1-1/2	16, 18	8'-0"	9'-0"	OPTIONAL
DBL. EGRESS	3	16, 18	8'-0"	7'-2"	REQUIRED
STANDARD	1/3, 3/4, 1-1/2	16, 18	8'-0"	9'-0"	NOT ALLOWED
STANDARD	1/3, 3/4, 1-1/2	20	8'-0"	8'-0"	NOT ALLOWED

PAIR OF DOORS WITH 4 POINT LATCHING

**LEGEND:**

- M = MORTISE FEH
- R = RIM FEH
- LS = LATCH STRIKE
- FM/RM = FIXED OR REMOVABLE MULLION

- FB/SB = FLUSH OR SURFACE BOLT
- VR = VERTICAL ROD FEH

