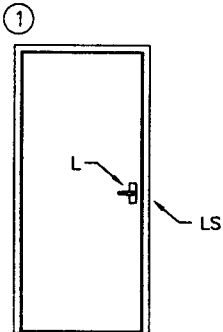


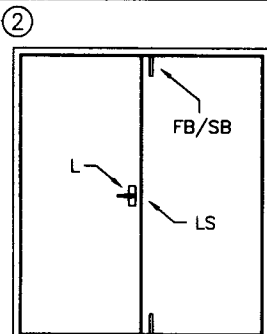
Ceco Technical Architectural Data

SIZE LIMITS - WH LABELED STEEL STIFFENED CORE FIRE DOOR SINGLE POINT LATCH



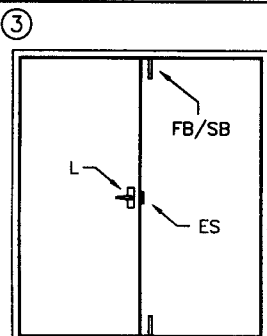
HOURLY RATING	FACE GAGE	MAX WIDTH	MAX HEIGHT
1/3, 3/4, 1, 1-1/2	14	4'-0"	9'-0"
	16, 18	4'-0"	9'-0"
3	14	4'-0"	9'-0"
	16, 18	4'-0"	9'-0"

SINGLE SWING DOORS



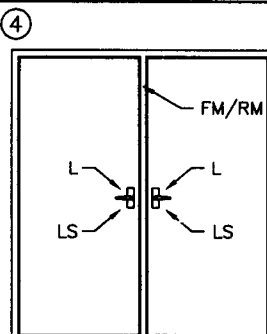
HOURLY RATING	FACE GAGE	MAX WIDTH	MAX HEIGHT	ASTRAGAL INFO
1/3, 3/4, 1, 1-1/2	16, 18	8'-0"	9'-0"	OPTIONAL
	14	8'-0"	9'-0"	REQUIRED
3	16, 18	8'-0"	9'-0"	OPTIONAL*
	14	8'-0"	9'-0"	REQUIRED

PAIR OF DOORS



HOURLY RATING	FACE GAGE	MAX WIDTH	MAX HEIGHT	ASTRAGAL INFO
1/3, 3/4, 1, 1-1/2	16, 18	8'-0"	9'-0"	OPTIONAL
3	16, 18	6'-0"	7'-2"	OPTIONAL*

PAIR OF DOORS WITH ELECTRIC STRIKE



HOURLY RATING	FACE GAGE	MAX WIDTH	MAX HEIGHT
1/3, 3/4, 1, 1-1/2	14	(2) 4'-0"	9'-0"
	16, 18	(2) 4'-0"	9'-0"
3	14	(2) 4'-0"	9'-0"
	16, 18	(2) 4'-0"	9'-0"

PAIR OF DOORS WITH HOLLOW METAL MULLION

*NFPA-80 AND MANY BUILDING CODES REQUIRE THE USE OF AN OVERLAPPING ASTRAGAL ON 3 HOUR RATED PAIRS. CHECK WITH AUTHORITY HAVING JURISDICTION PRIOR TO INSTALLATION OF A 3 HOUR PAIR W/O AN ASTRAGAL.

LEGEND:

L = LATCH, SINGLE POINT
LS = LATCH STRIKE
FB/SB = FLUSH BOLT or SURFACE BOLT

ES = ELECTRIC STRIKE
FM/RM = FIXED or REMOVABLE MULLION

CAUTION:

SOME LATCHING DEVICES MAY NOT BE APPROVED FOR USE ON DOORS UP TO MAXIMUM SIZES LISTED.